

34TH ST BUNGALOW

3428 E 34th St
INDIANAPOLIS, IN 46218

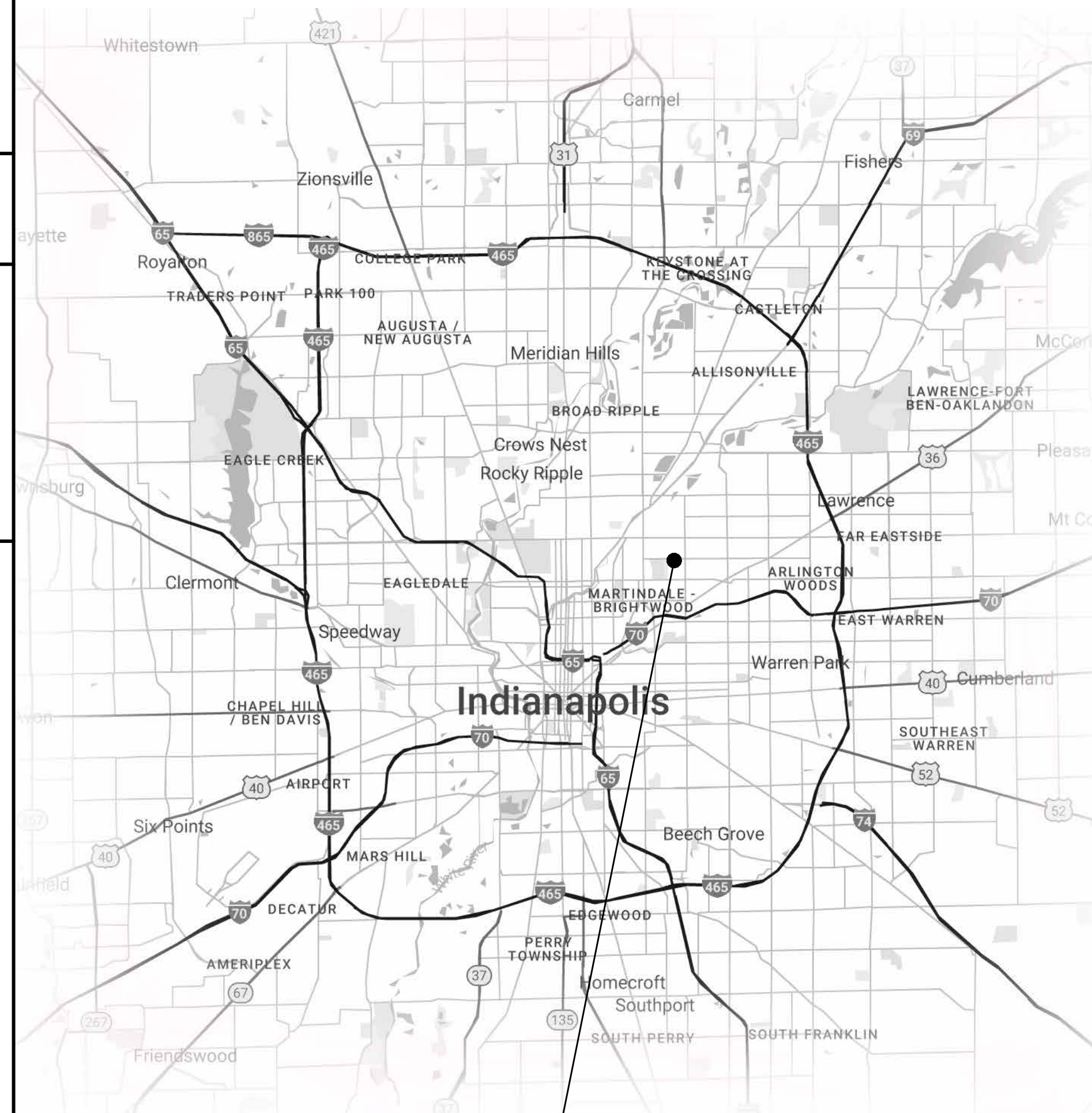
All drawings, designs, and concepts on this sheet are the sole property of NEON Architecture and shall not be used for any purpose without their expressed written consent. The Owner shall be permitted to retain their own copies for information and reference.

NOTES


PROJECT INFO:

LOT SIZE:	6,440 SF (46' X 140')	BUILT FOOTPRINT:	1,468 SF
PROPOSED SQUARE FOOTAGE:	HOUSE 940 SF GARAGE : 528 SF	OPEN SPACE %	77%
ZONING CLASSIFICATION:	D5	LEGAL DESCRIPTION:	MATMORE ADD L78
COUNTY:	MARION	LOCAL PARCEL #:	1027767
TOWNSHIP:	CENTER	NEIGHBORHOOD:	112582099-1-125r-099

VICINITY MAP



PARCEL MAP



GENERAL NOTES:

1. ALL CONSTRUCTION TO BE DONE IN ACCORDANCE WITH THESE PLANS AND THE 2020 INDIANA RESIDENTIAL CODE (2018 IRC).
2. DIMENSIONS ARE TO THE FACE OF FRAMING FOR NEW CONSTRUCTION AND TO FINISH FACE FOR EXISTING CONSTRUCTION, UNLESS OTHERWISE NOTED.
3. DO NOT SCALE DRAWINGS, USE GIVEN DIMENSIONS. CONSULT ARCHITECT FOR ANY DISCREPANCIES.
4. ALL PRODUCTS TO BE INSTALLED ACCORDING TO MANUFACTURER'S SPECIFICATIONS.

SHEET LIST

SITE & GRADING PLAN	A000
FOUNDATION PLANS	A010
FLOOR PLANS	A100
ROOF PLANS	A101
FLOOR FRAMING PLAN	A110
ROOF FRAMING PLAN	A111
REFLECTED CEILING PLANS	A120
EXTERIOR ELEVATIONS	A200
EXTERIOR ELEVATIONS - GARAGE	A201
EXTERIOR 3D VIEWS	A202
EXTERIOR 3D VIEWS	A203
BUILDING SECTIONS	A300
WALL SECTIONS & DETAILS	A402
ENLARGED PLANS & INTERIOR ELEVATIONS	A500
ENLARGED PLANS & INTERIOR ELEVATIONS	A501
ENLARGED PLANS & INTERIOR ELEVATIONS	A502
ENLARGED PLANS & INTERIOR ELEVATIONS	A503
FRAME ELEVATIONS, SCHEDULES & DETAILS	A600

PROJECT LOCATION

PROJECT

34TH ST BUNGALOW

3428 E 34th St
INDIANAPOLIS, IN 46218

PROJECT NO.	2023.04
DATE	09/01/2023
ISSUE FOR	CONSTRUCTION

REVISIONS

NO.	DATE	DESCRIPTION

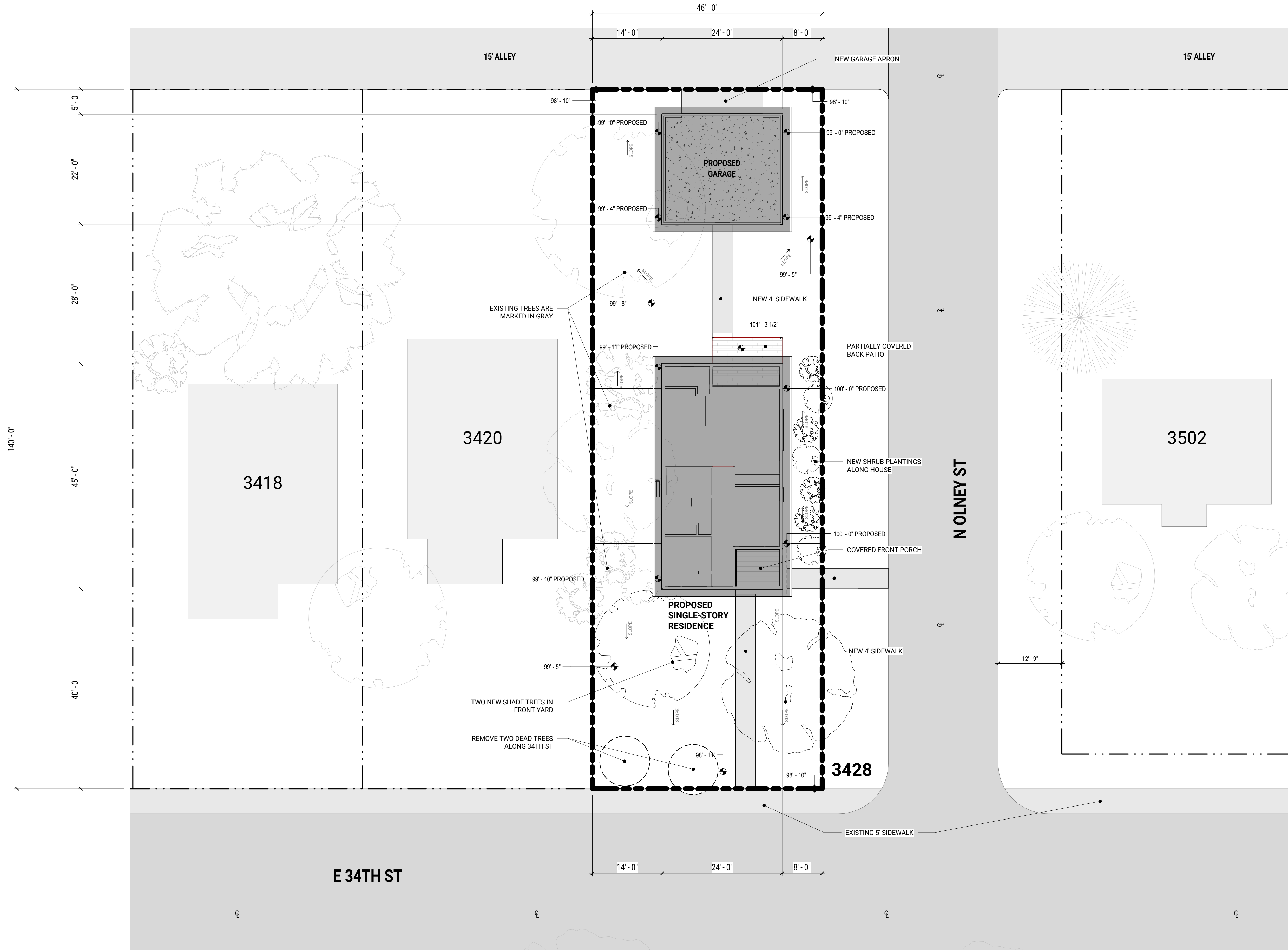
SHEET TITLE
PROJECT COVER SHEET

SHEET NO.
G000

****VISIBILITY NOTES:**
- PORTABLE RAMPS AT FRONT PORCH AND REAR PATIO STEPS
- ALL ENTRY POINTS TO BE ZERO STEP ENTRY DOORS

DRAINAGE NOTES

1. MINIMUM 6" VERTICAL FALL FROM FOUNDATION TO A POINT 10'-0" FROM FOUNDATION TO PROPERTY LINE.
2. SWALES TO BE CREATED WHERE REQUIRED TO PREVENT RUNOFF FROM TRAVELING ONTO NEIGHBORING PROPERTIES.
3. SILT FENCE TO BE INSTALLED AROUND ENTIRE PERIMETER OF SITE DURING CONSTRUCTION.
4. SITE ACCESS POINTS AT FRONT AND REAR VIA TEMPORARY REMOVAL OF SILT FENCE. SOIL REMOVAL WILL TAKE PLACE AS EXCAVATION OCCURS TO AVOID RUNOFF ISSUES.
5. DEBRIS AND TRASH WILL BE CONTAINED WITHIN A DUMPSTER LOCATED AT THE REAR OF THE PROPERTY, ACCESS VIA ALLEY EAST OF COLORADO AVE.



All drawings, designs, and concepts on this sheet are the sole property of NEON Architecture and shall not be used for any purpose without their expressed written consent. The Owner shall be permitted to retain their own copies for information and reference.

NOTES

PROJECT

34TH ST BUNGALOW

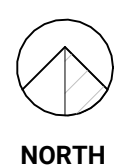
3428 E 34th St
INDIANAPOLIS, IN 46218

PROJECT NO.	2023.04	
DATE	09/01/2023	
ISSUE FOR	CONSTRUCTION	
REVISIONS		
NO.	DATE	DESCRIPTION

SHEET TITLE
SITE & GRADING PLAN

SHEET NO.
A000

1 SITE PLAN
SCALE: 1" = 10'-0"



All drawings, designs, and concepts on this sheet are the sole property of NEON Architecture and shall not be used for any purpose without their expressed written consent. The Owner shall be permitted to retain their own copies for information and reference.

NOTES

PROJECT

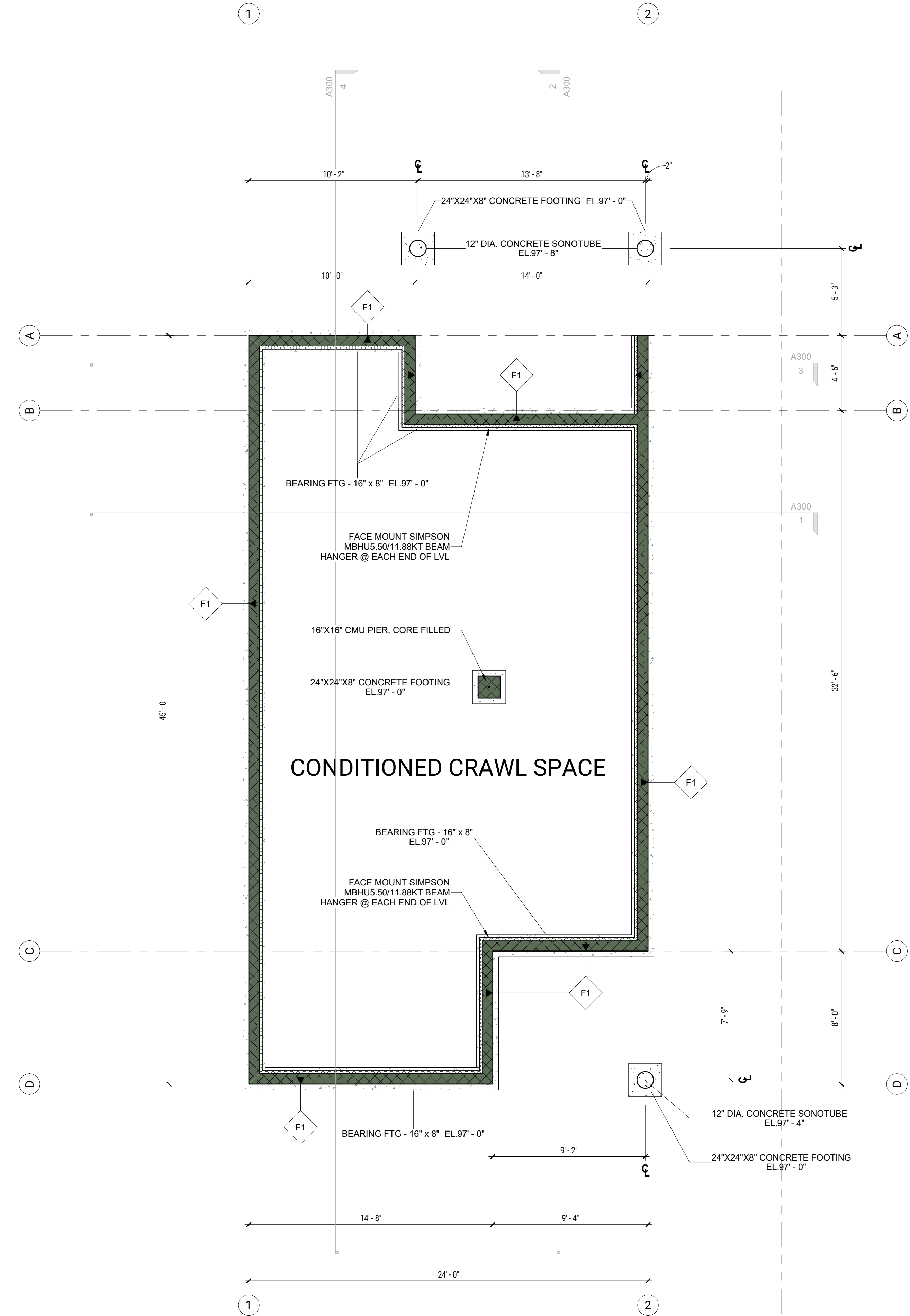
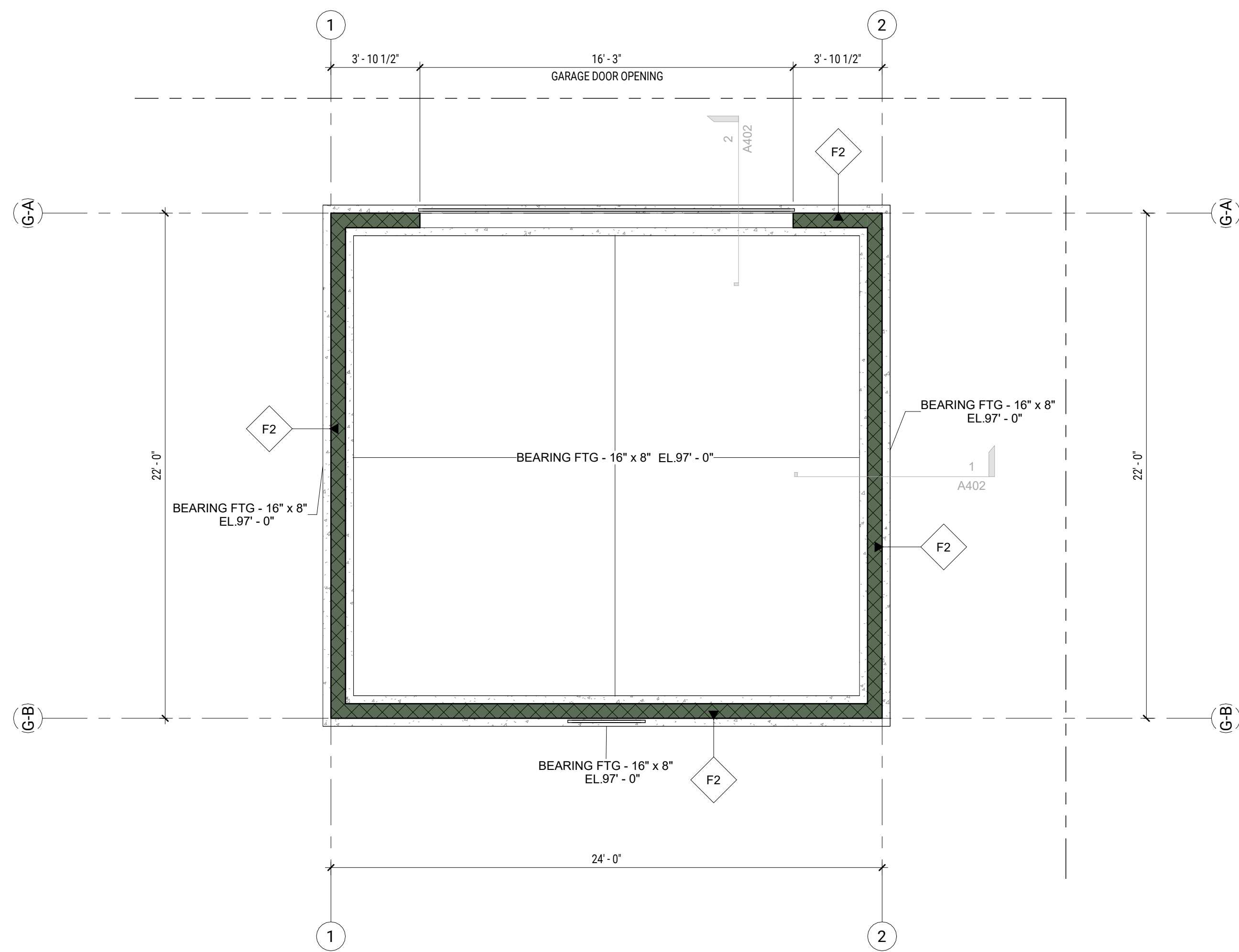
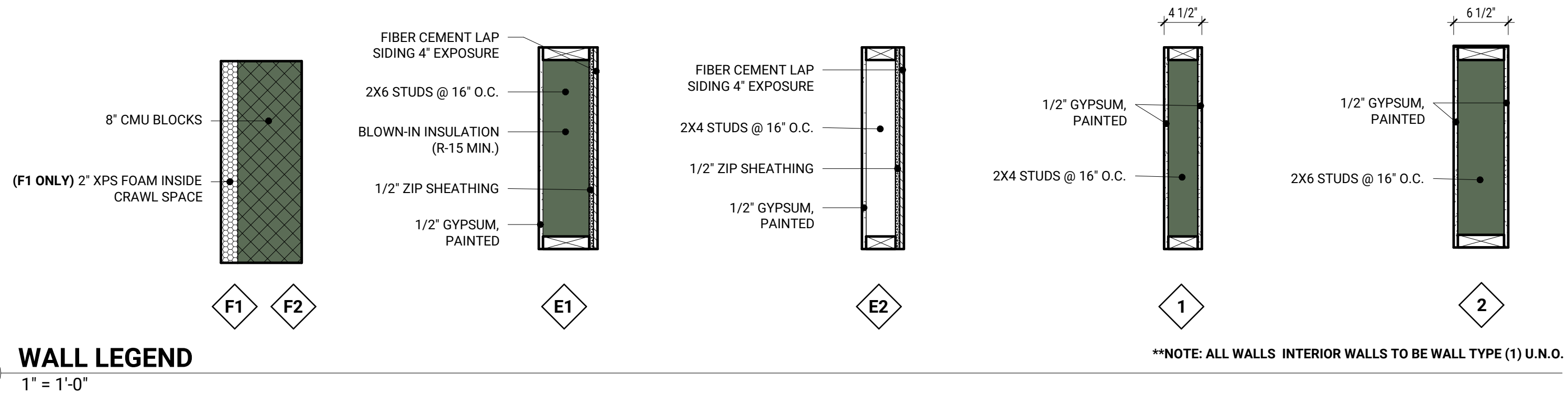
34TH ST BUNGALOW

3428 E 34th St
INDIANAPOLIS, IN 46218

PROJECT NO.	2023.04	
DATE	09/01/2023	
ISSUE FOR	CONSTRUCTION	
REVISIONS		
NO.	DATE	DESCRIPTION

SHEET TITLE
FOUNDATION PLANS

SHEET NO.
A010



9/1/2023 5:01:59 PM

All drawings, designs, and concepts on this sheet are the sole property of NEON Architecture and shall not be used for any purpose without their expressed written consent. The Owner shall be permitted to retain their own copies for information and reference.

NOTES

PROJECT

34TH ST BUNGALOW


3428 E 34th St
INDIANAPOLIS, IN 46218

PROJECT NO.	2023.04	
DATE	09/01/2023	
ISSUE FOR	CONSTRUCTION	
REVISIONS		
NO.	DATE	DESCRIPTION


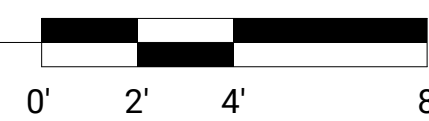
SHEET TITLE
ROOF PLANS

SHEET NO.

A101



2 ROOF PLAN - GARAGE
1/4" = 1'-0"



1 ROOF PLAN
1/4" = 1'-0"



9/1/2023 5:02:17 PM

All drawings, designs, and concepts on this sheet are the sole property of NEON Architecture and shall not be used for any purpose without their expressed written consent. The Owner shall be permitted to retain their own copies for information and reference.

NOTES

PROJECT

34TH ST BUNGALOW

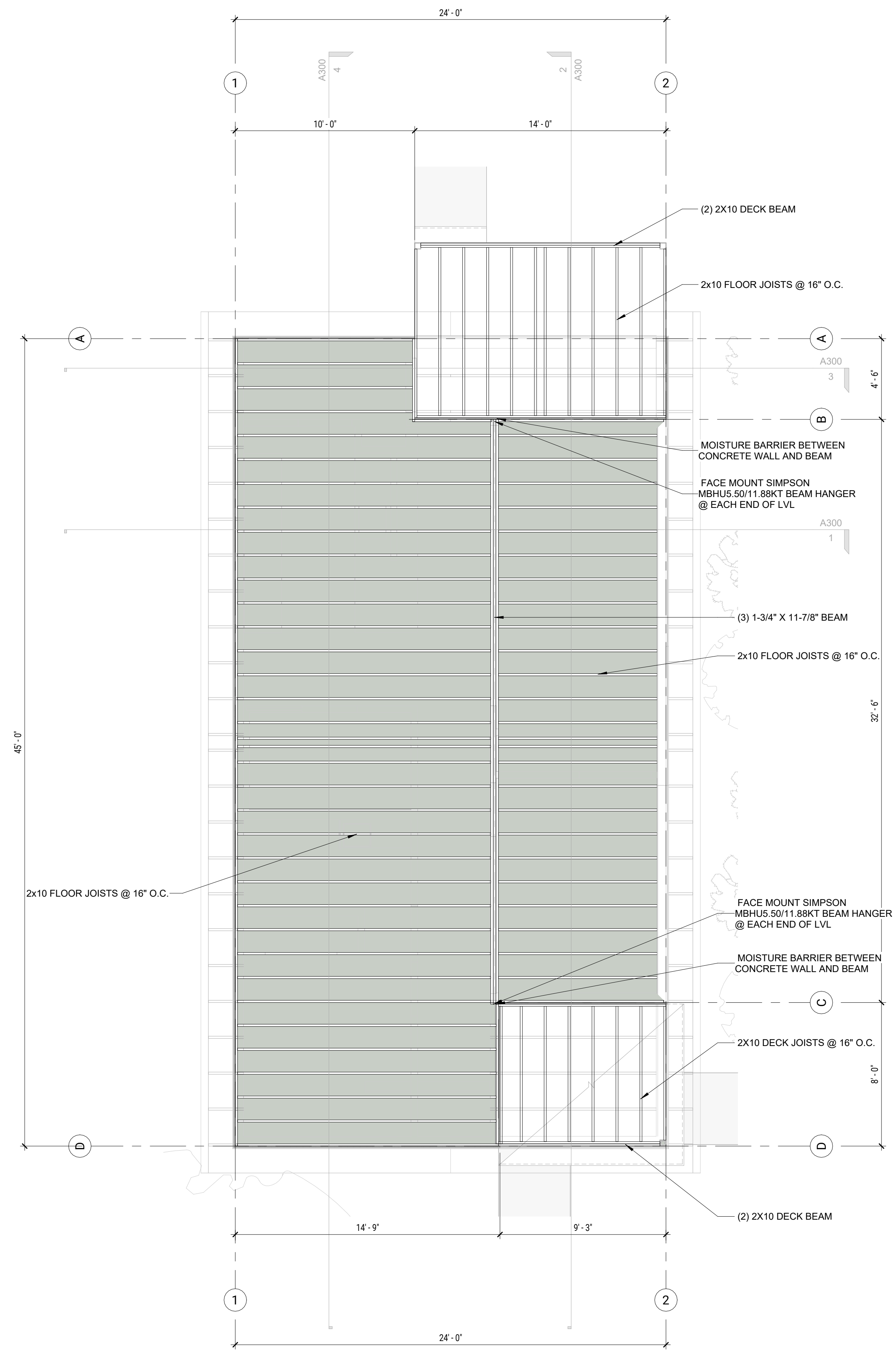
3428 E 34th St
INDIANAPOLIS, IN 46218

PROJECT NO.	2023.04	
DATE	09/01/2023	
ISSUE FOR	CONSTRUCTION	
REVISIONS		
NO.	DATE	DESCRIPTION

SHEET TITLE
FLOOR FRAMING PLAN

SHEET NO.

A110



1 LEVEL 1 FRAMING
1/4" = 1'-0"



All drawings, designs, and concepts on this sheet are the sole property of NEON Architecture and shall not be used for any purpose without their expressed written consent. The Owner shall be permitted to retain their own copies for information and reference.

NOTES

PROJECT

34TH ST BUNGALOW

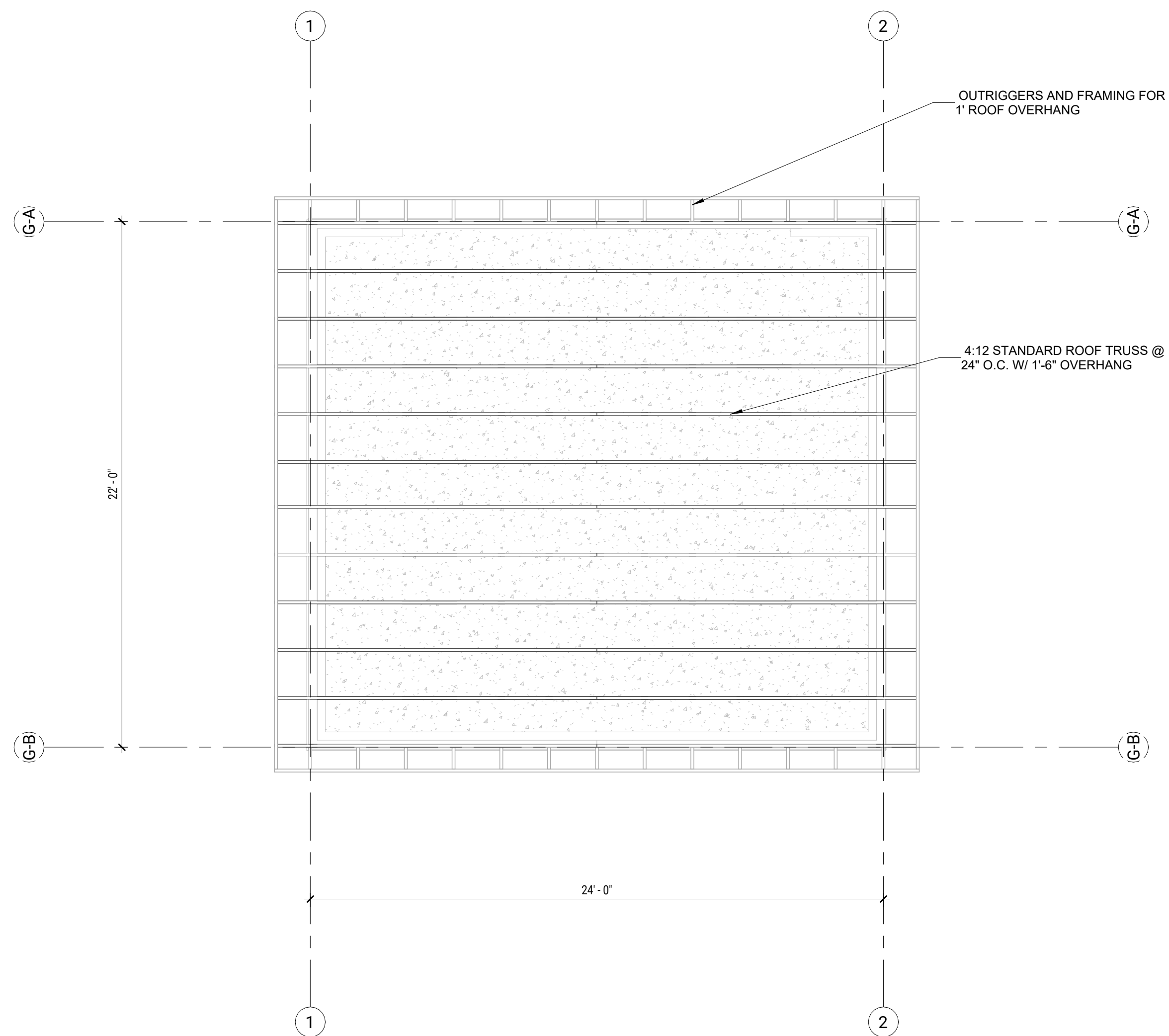
3428 E 34th St
INDIANAPOLIS, IN 46218

PROJECT NO.	2023.04	
DATE	09/01/2023	
ISSUE FOR	CONSTRUCTION	
REVISIONS		
NO.	DATE	DESCRIPTION


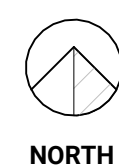
SHEET TITLE
ROOF FRAMING PLAN

SHEET NO.

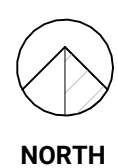
A111



2 ROOF FRAMING - GARAGE
1/4" = 1'-0"



1 ROOF FRAMING
1/4" = 1'-0"



9/1/2023 5:02:21 PM

ELECTRICAL LEGEND

ALL SWITCHES & OUTLET DEVICES TO BE LEGRAND RADIANT AND PROVIDED BY CONTRACTOR	*ALL LIGHT FIXTURES, FANS, AND BATH FANS PROVIDED BY CONTRACTOR*	*COLOR TEMPERATURE TO BE 2700K-3000K*
CAT6A CABLE (2) RJ45 SOCKET		
SINGLE-POLE SINGLE, DUAL, OR TRIPLE LIGHT SWITCH - SEE PLANS FOR NUMBER OF CIRCUITS		
CFL/LED DIMMER LIGHT SWITCH	GLOBE ELECTRIC SCARLETT 1-LIGHT MATTE WHITE PENDANT LIGHTING	
3-WAY LIGHT SWITCH		
AFGF152TRW - 15A TAMPER RESISTANT DUAL-FUNCTION AFCI/GFCI OUTLET		
110V OUTLET	BROAN-NUTONE 80 CFM BATHROOM EXHAUST FAN WITH LED CLEAN COVER, ENERGY STAR	
R26USBAC6W - RADIANT 15A TAMPER-RESISTANT ULTRA-FAST USB TYPE A/C OUTLET	HONEYWELL HOME T3 5-2 DAY PROGRAMMABLE THERMOSTAT WITH 2H/2C MULTISTAGE HEATING AND COOLING	
220V OUTLET	KIDDIE FIREX SMOKE DETECTOR, HARDWIRED W/ 9 VOLT BATTERY BACKUP & FRONT LOAD BATTERY DOOR, SMOKE ALARM	
RANGE OUTLET		
	LEVITON PLASTIC KEYLESS LAMP HOLDER	

ELECTRICAL NOTES

- MOUNTING HEIGHTS:**
- 9" A.F.F. - CL OF ALL OUTLETS & DATA PORTS U.N.O.
 - 42" A.F.F. - CL OF ALL COUNTER HEIGHT OUTLETS U.N.O.
 - 42" A.F.F. - CL OF ALL SWITCHES U.N.O.
 - 18" BELOW CEILING FINISH - CL OF ALL WALL SCONCES U.N.O.
 - P.O.E. CAMERAS REFER TO ELEVATIONS
- VERTICALLY ALIGN CENTER OF ALL OUTLETS AND SWITCHES IF SHOWN NEXT TO EACH OTHER IN PLAN
 - GANG ALL SWITCHES AND OUTLETS IF SHOWN NEXT TO EACH OTHER IN PLAN WITH SAME COUNTER HEIGHT ELEVATION
 - COORDINATE ALL FIXTURE TYPES WITH ARCHITECT PRIOR TO INSTALLATION
 - COORDINATE LOCATION OF THERMOSTAT, ALARM CONTROLS, SENSORS, OR ANY FIXTURES NOT OTHERWISE SHOWN ON PLANS WITH ARCHITECT

ELECTRICAL SWITCH & OUTLET SCHEDULE

Type Mark	Product Name	Model	Finish	Count
220V	LEVITON 20 AMP 250 V COMMERCIAL GRADE DOUBLE-POLE SINGLE OUTLET	5821-W	WHITE	4
DATA	LEVITON WHITE 1-GANG DATA JACK WALL PLATE	40144-W	WHITE	3
GFCI	LEVITON 15 AMP 125 V DUPLEX SMARTEST SELF-TEST TAMPER RESISTANT GFCI OUTLET	GFTR1-W	WHITE	6
GFI	LEVITON 15 AMP 125 V SMARTLOCK PRO GFCI OUTLET, WEATHER-RESISTANT	GFWR1-W	WHITE	5
OUTLET TYP.	LEVITON DECORA EDGE15 AMP 125 V TAMPER-RESISTANT DUPLEX OUTLET	E5325-W	WHITE	42
S/3-WAY	LEVITON 15 AMP 120 V DECORA ROCKER 3-WAY SWITCH, GROUNDING	5603-2W	WHITE	5
S/TYP.	LEVITON 15 AMP 120 V DECORA SINGLE-POLE SWITCH, GROUNDING	5601-2W	WHITE	16
SM	KIDDIE FIREX SMOKE DETECTOR, HARDWIRED W/ 9 VOLT BATTERY BACKUP & FRONT LOAD BATTERY DOOR, SMOKE ALARM	21029886	WHITE	3

ELECTRICAL EQUIPMENT SCHEDULE

Type Mark	Product Name	Model
ELEC. METER	EATON 200 AMP RING TYPE SINGLE METER SOCKET	#UNRRS213BEUSE
ELEC. PANEL	EATON 200 AMP 40-CIRCUIT INDOOR MAIN LUG PLUG-ON NEUTRAL LOAD CENTER	#BRP20L200

All drawings, designs, and concepts on this sheet are the sole property of NEON Architecture and shall not be used for any purpose without their expressed written consent. The Owner shall be permitted to retain their own copies for information and reference.

NOTES

PROJECT

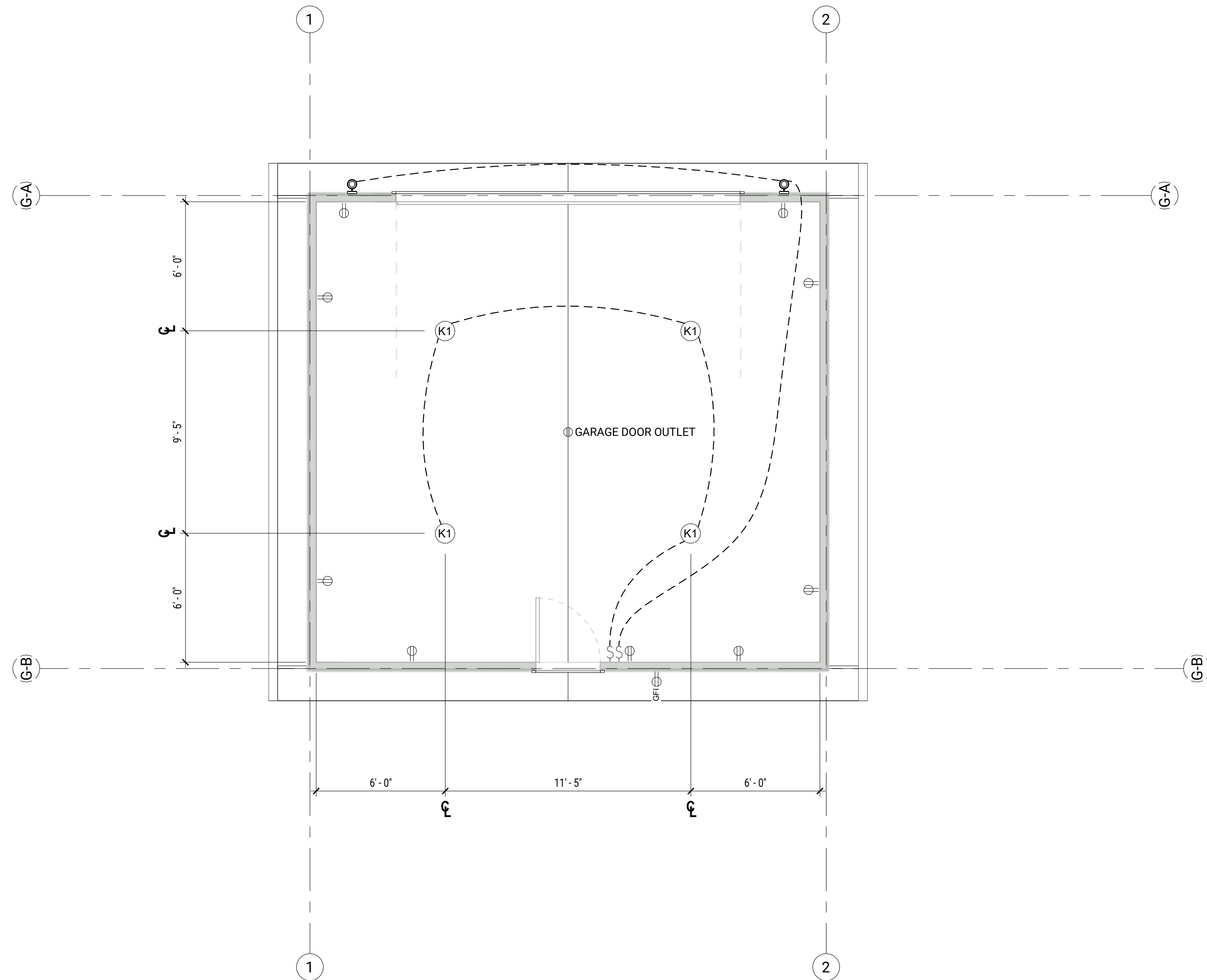
34TH ST BUNGALOW

3428 E 34th St
INDIANAPOLIS, IN 46218

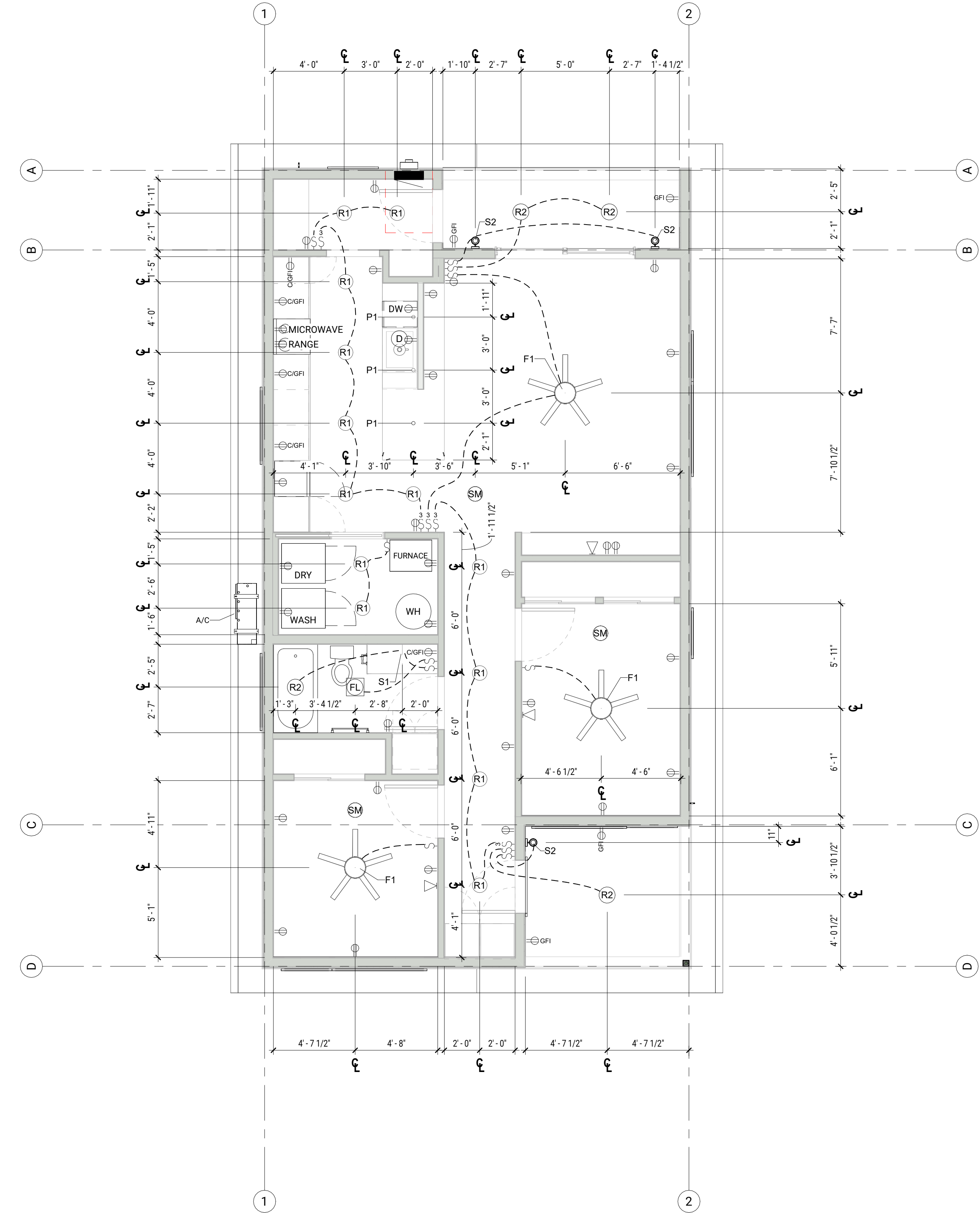
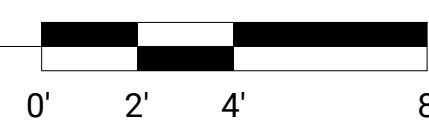
PROJECT NO.	2023.04	
DATE	09/01/2023	
ISSUE FOR	CONSTRUCTION	
REVISIONS		
NO.	DATE	DESCRIPTION

SHEET TITLE
REFLECTED CEILING PLANS

SHEET NO.
A120



2 GARAGE ELECTRICAL
1/4" = 1'-0"



1 LEVEL 1 ELECTRICAL
1/4" = 1'-0"



All drawings, designs, and concepts on this sheet are the sole property of NEON Architecture and shall not be used for any purpose without their expressed written consent. The Owner shall be permitted to retain their own copies for information and reference.

NOTES

PROJECT

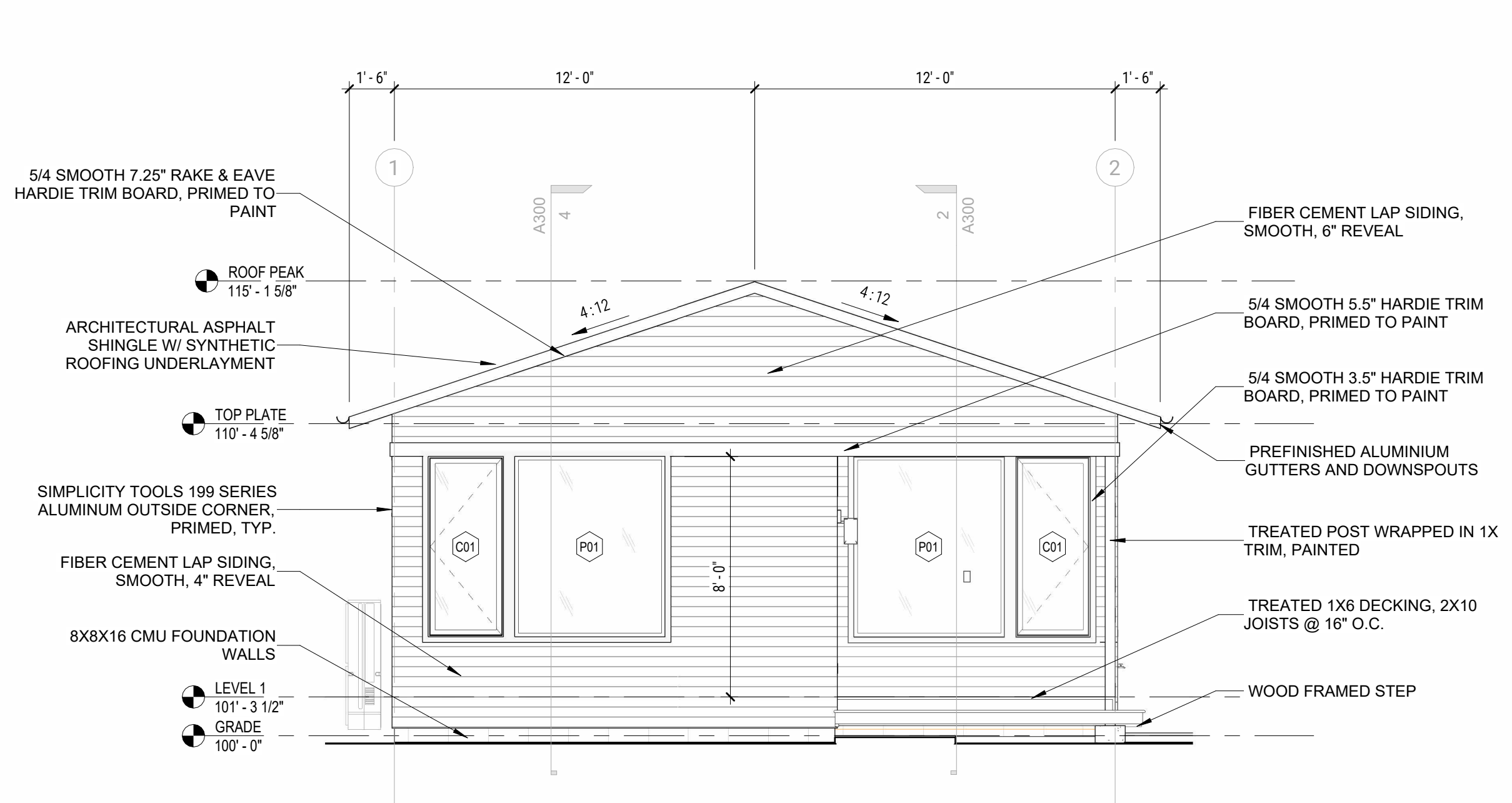
34TH ST BUNGALOW

3428 E 34th St
INDIANAPOLIS, IN 46218

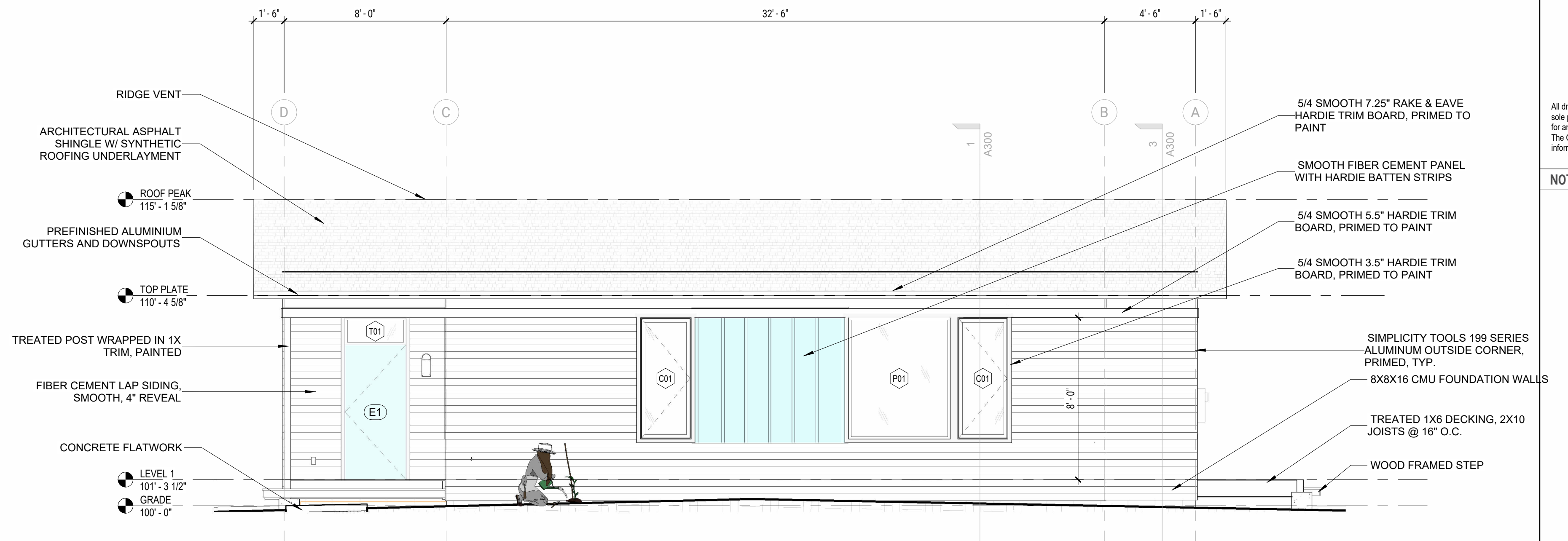
PROJECT NO.	2023.04	
DATE	09/01/2023	
ISSUE FOR	CONSTRUCTION	
REVISIONS		
NO.	DATE	DESCRIPTION

SHEET TITLE
EXTERIOR ELEVATIONS

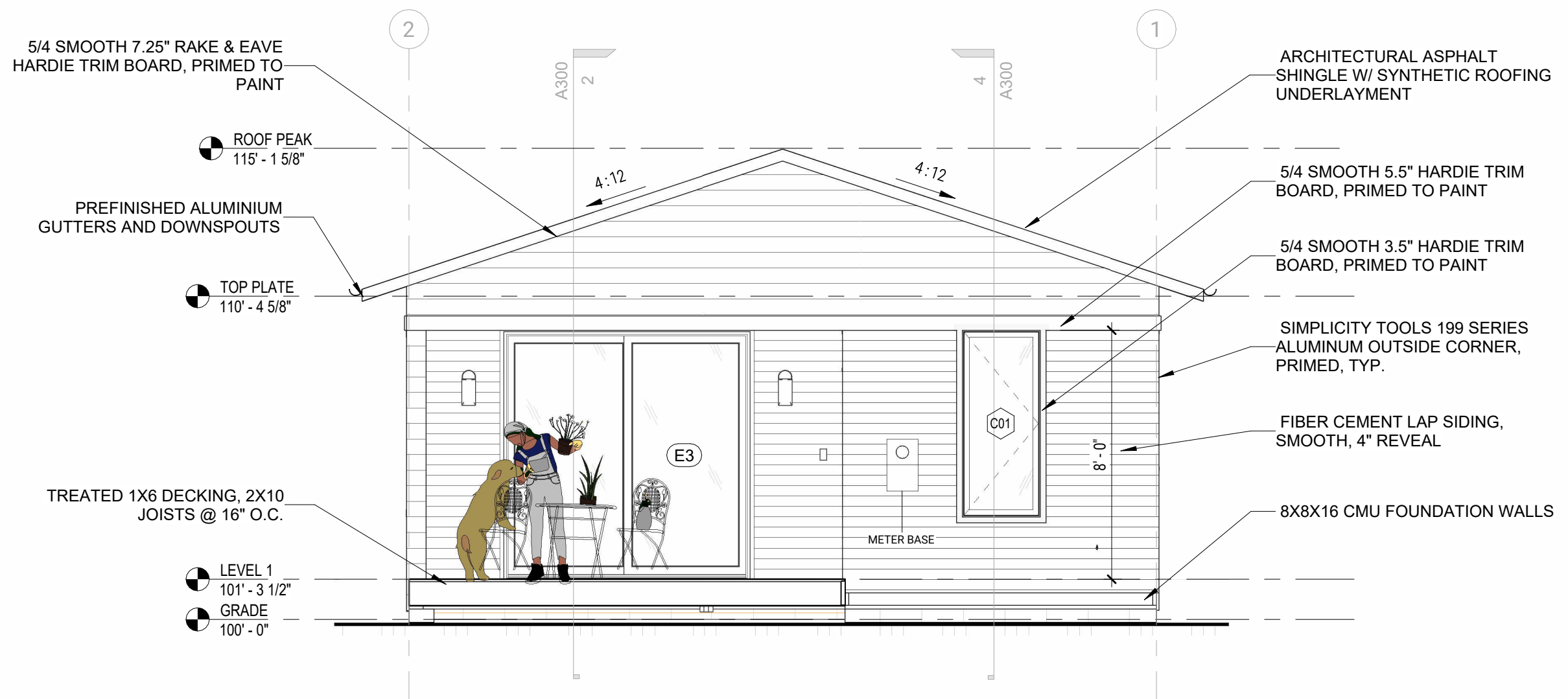
SHEET NO.
A200



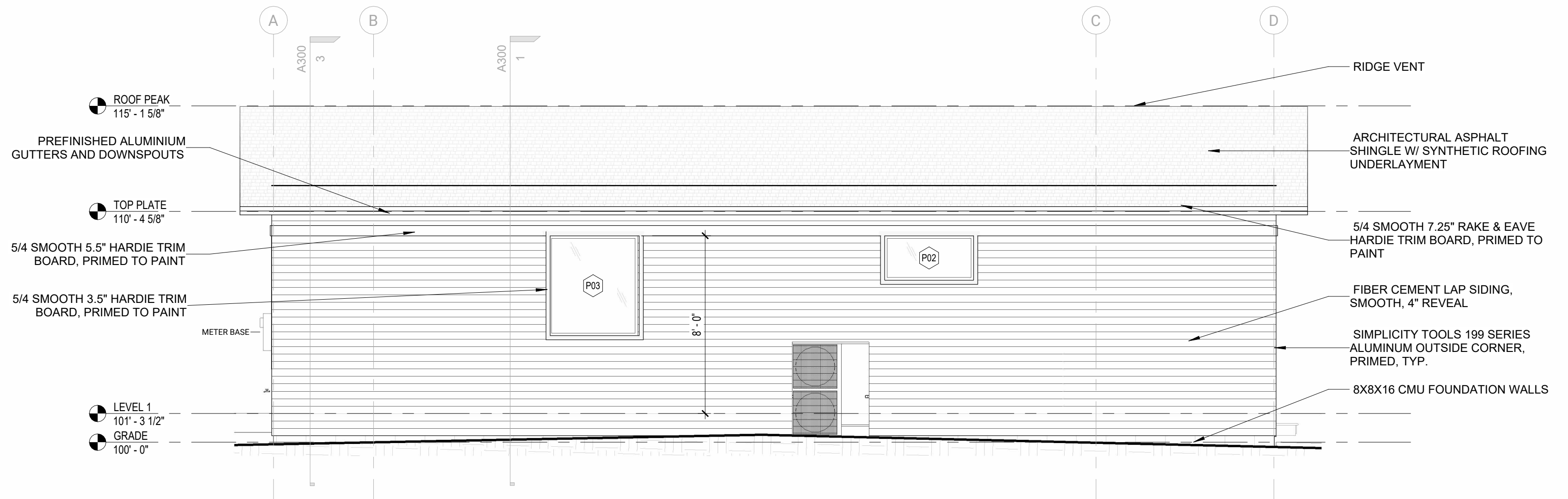
2 SOUTH ELEVATION
SCALE: 1/4" = 1'-0"



3 EAST ELEVATION
SCALE: 1/4" = 1'-0"



1 NORTH ELEVATION
SCALE: 1/4" = 1'-0"



4 WEST ELEVATION
SCALE: 1/4" = 1'-0"

All drawings, designs, and concepts on this sheet are the sole property of NEON Architecture and shall not be used for any purpose without their expressed written consent. The Owner shall be permitted to retain their own copies for information and reference.

NOTES

PROJECT

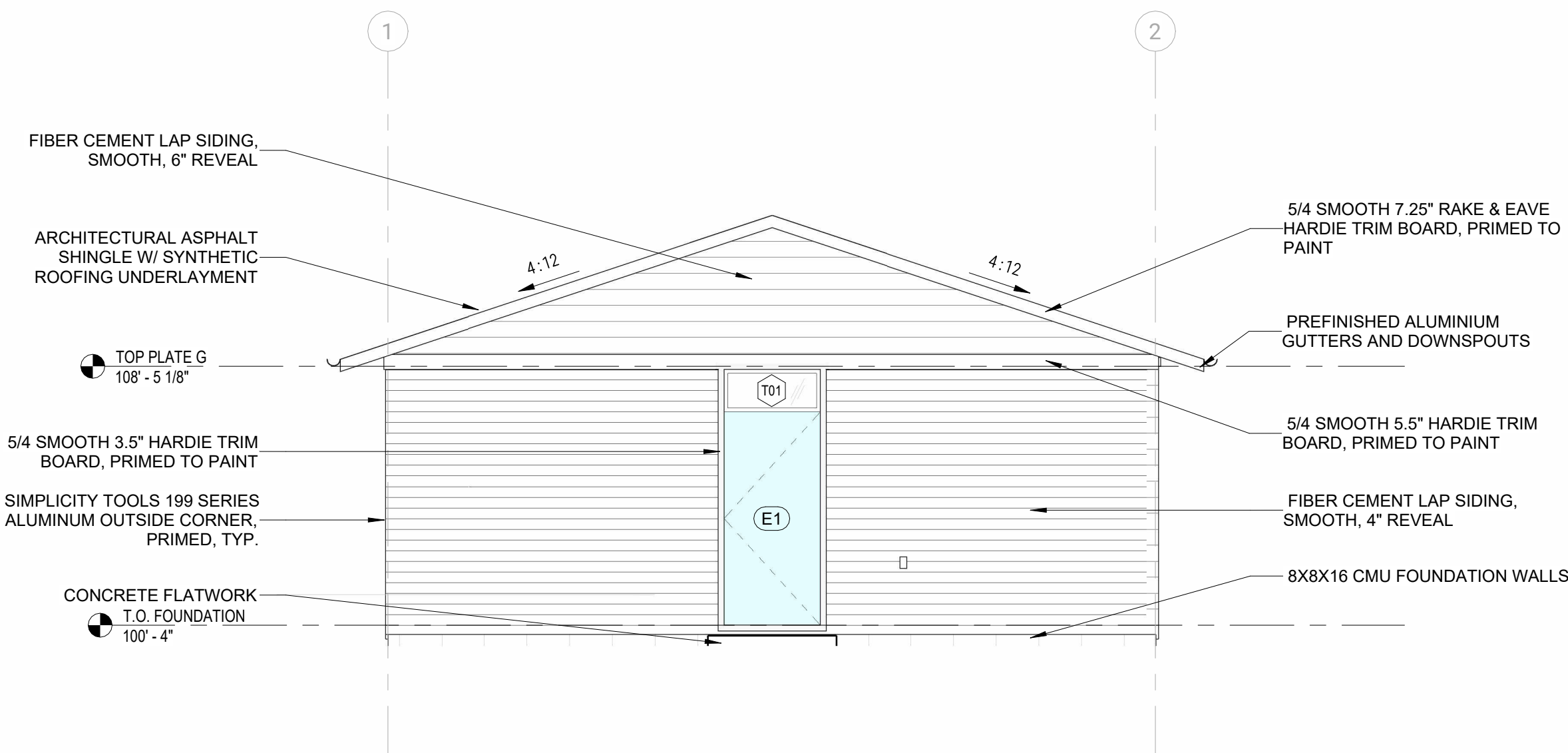
34TH ST BUNGALOW

3428 E 34th St
INDIANAPOLIS, IN 46218

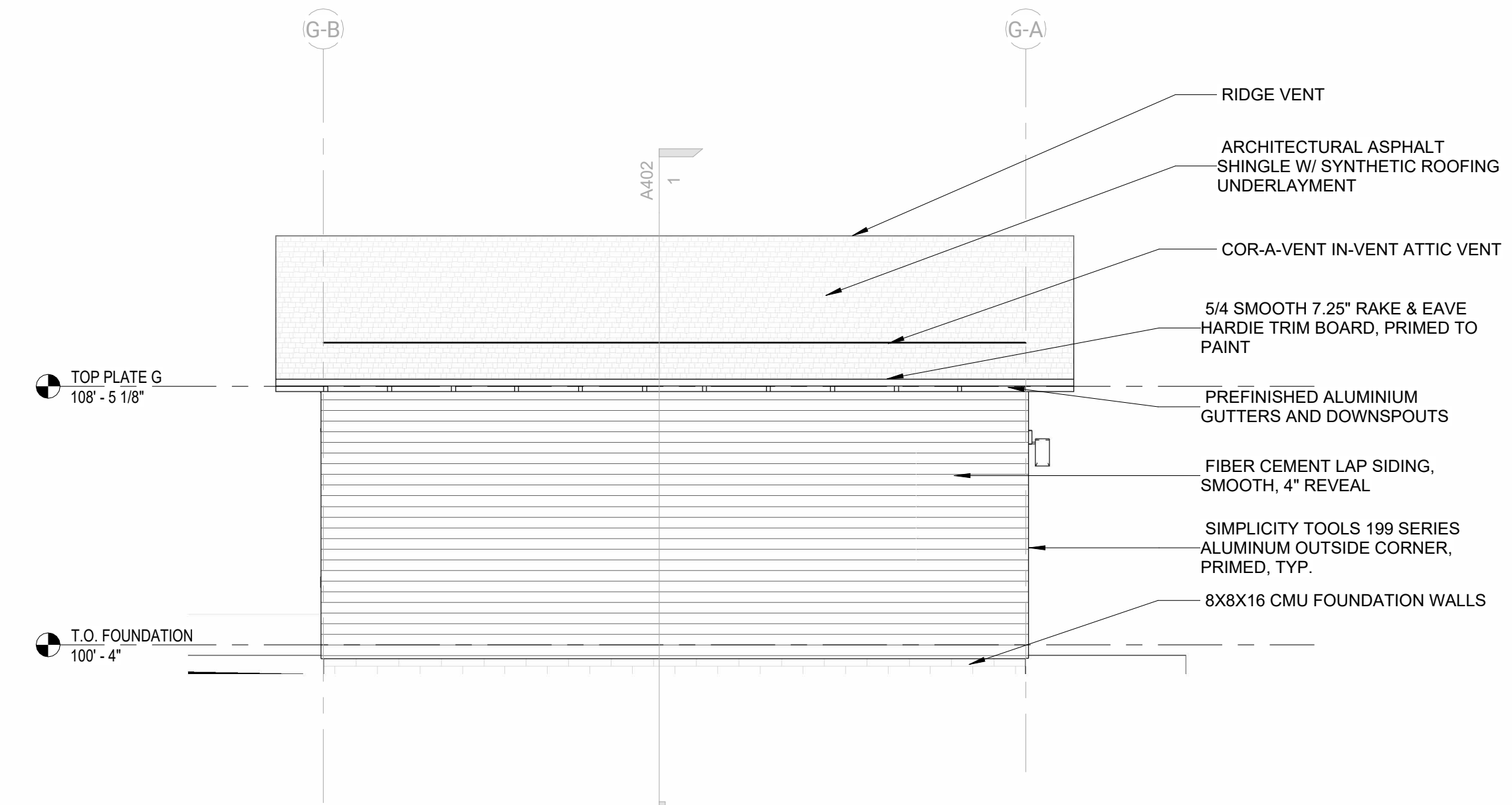
PROJECT NO.	2023.04	
DATE	09/01/2023	
ISSUE FOR	CONSTRUCTION	
REVISIONS		
NO.	DATE	DESCRIPTION

SHEET TITLE
EXTERIOR ELEVATIONS - GARAGE

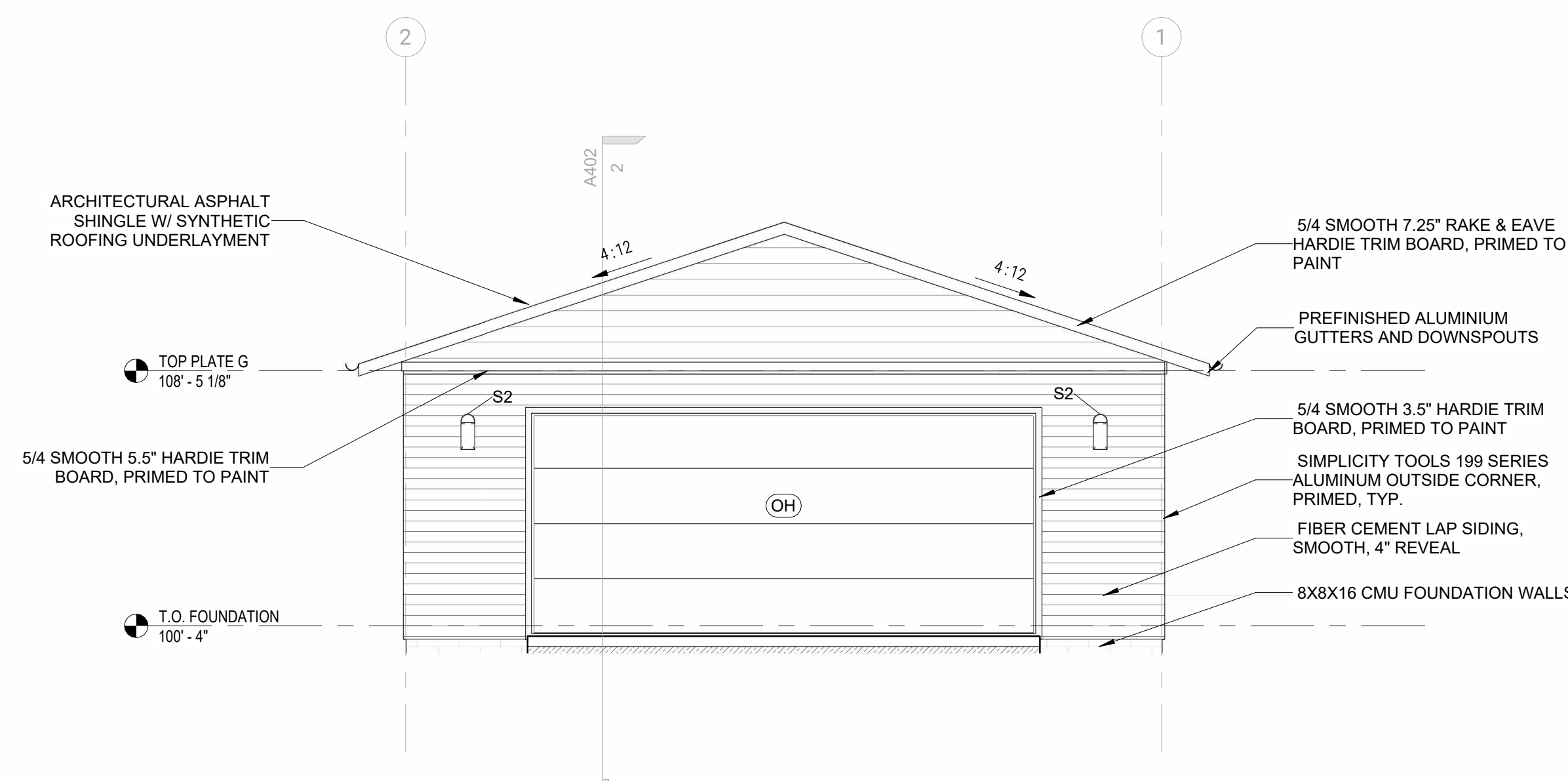
SHEET NO.
A201



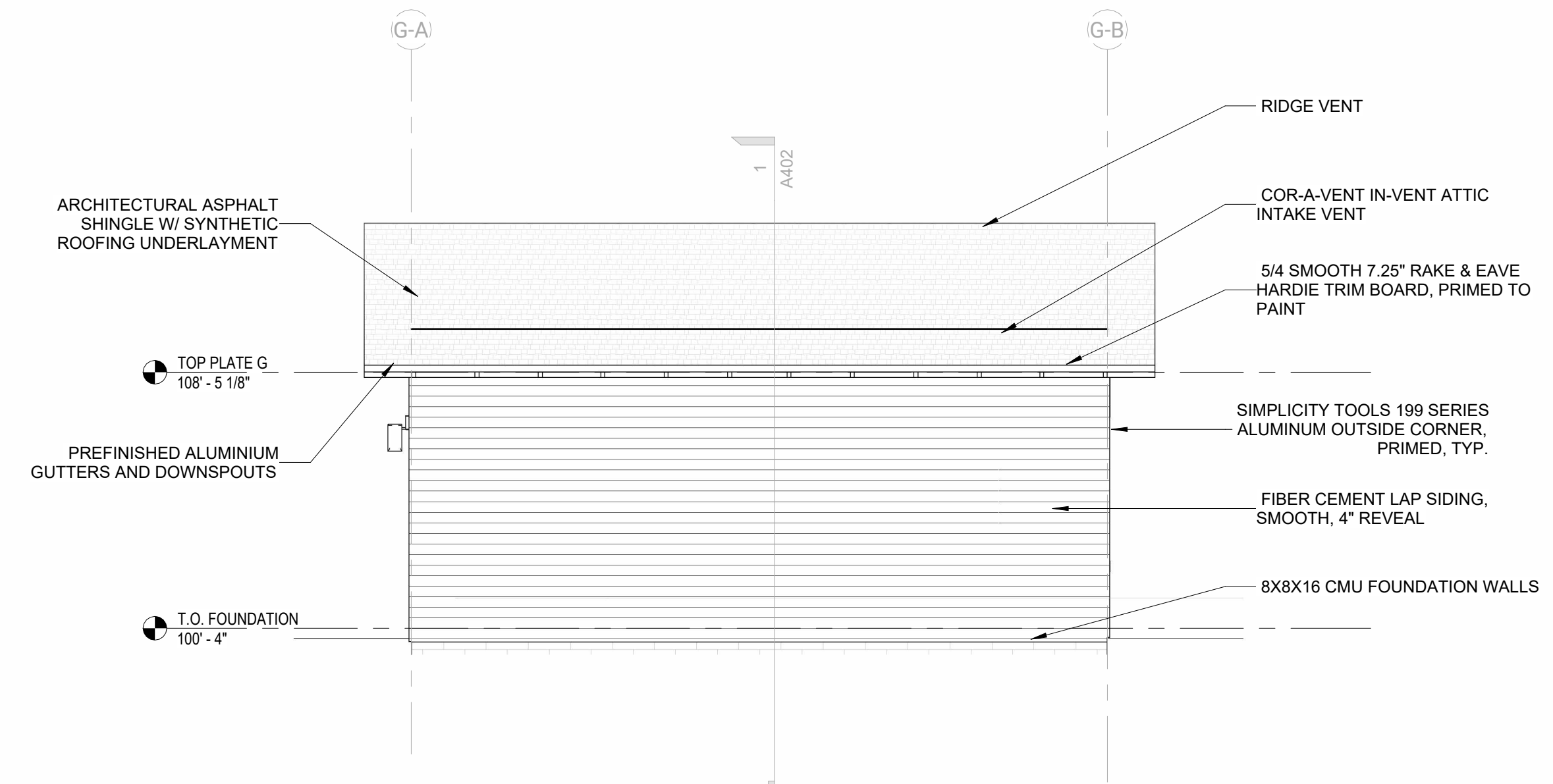
1 SOUTH ELEVATION - GARAGE
SCALE: 1/4" = 1'-0"



3 EAST ELEVATION - GARAGE
SCALE: 1/4" = 1'-0"



2 NORTH ELEVATION - GARAGE
SCALE: 1/4" = 1'-0"



4 WEST ELEVATION - GARAGE
SCALE: 1/4" = 1'-0"

9/1/2023 5:02:40 PM

All drawings, designs, and concepts on this sheet are the sole property of NEON Architecture and shall not be used for any purpose without their expressed written consent. The Owner shall be permitted to retain their own copies for information and reference.

NOTES

PROJECT

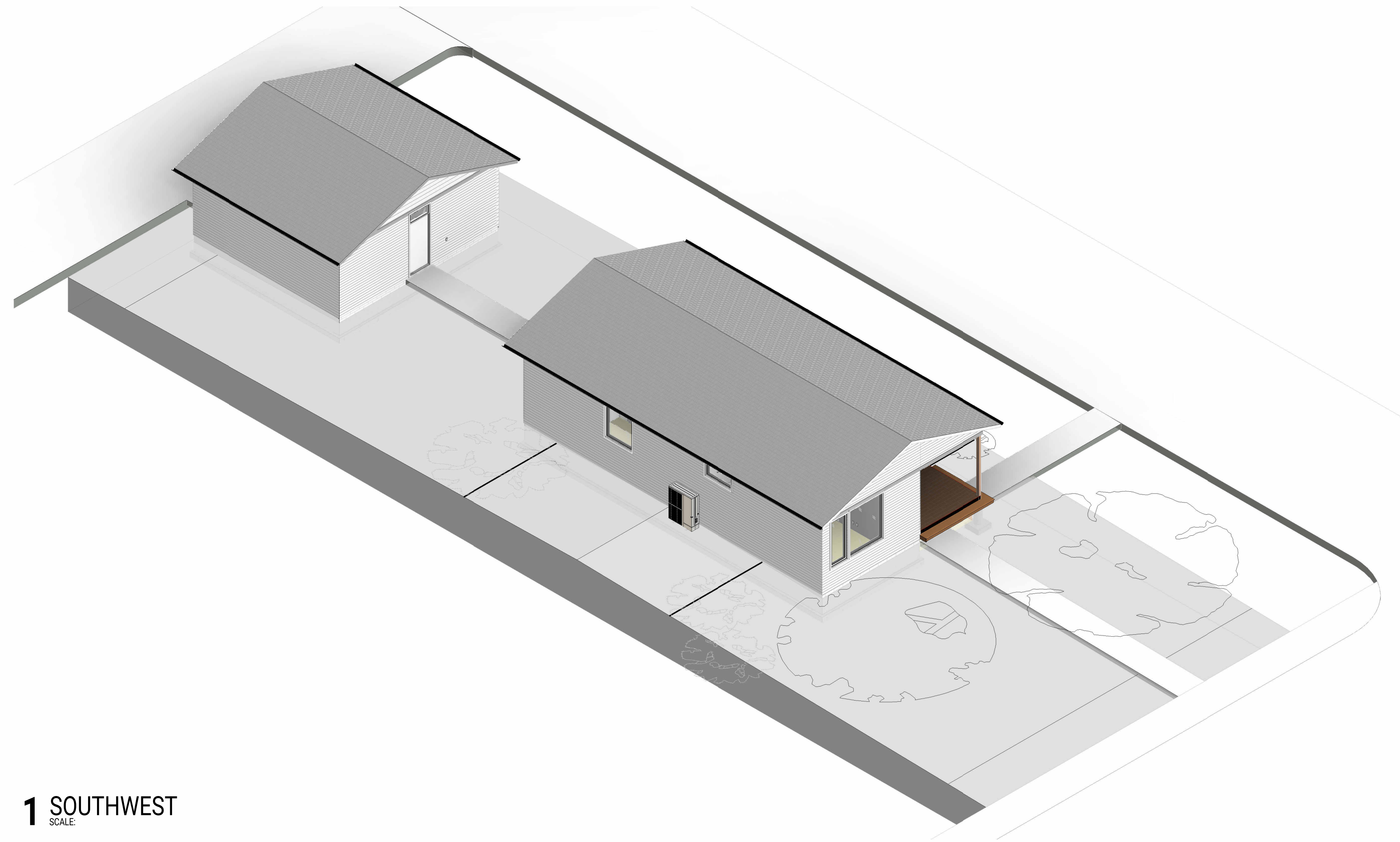
34TH ST BUNGALOW

3428 E 34th St
INDIANAPOLIS, IN 46218

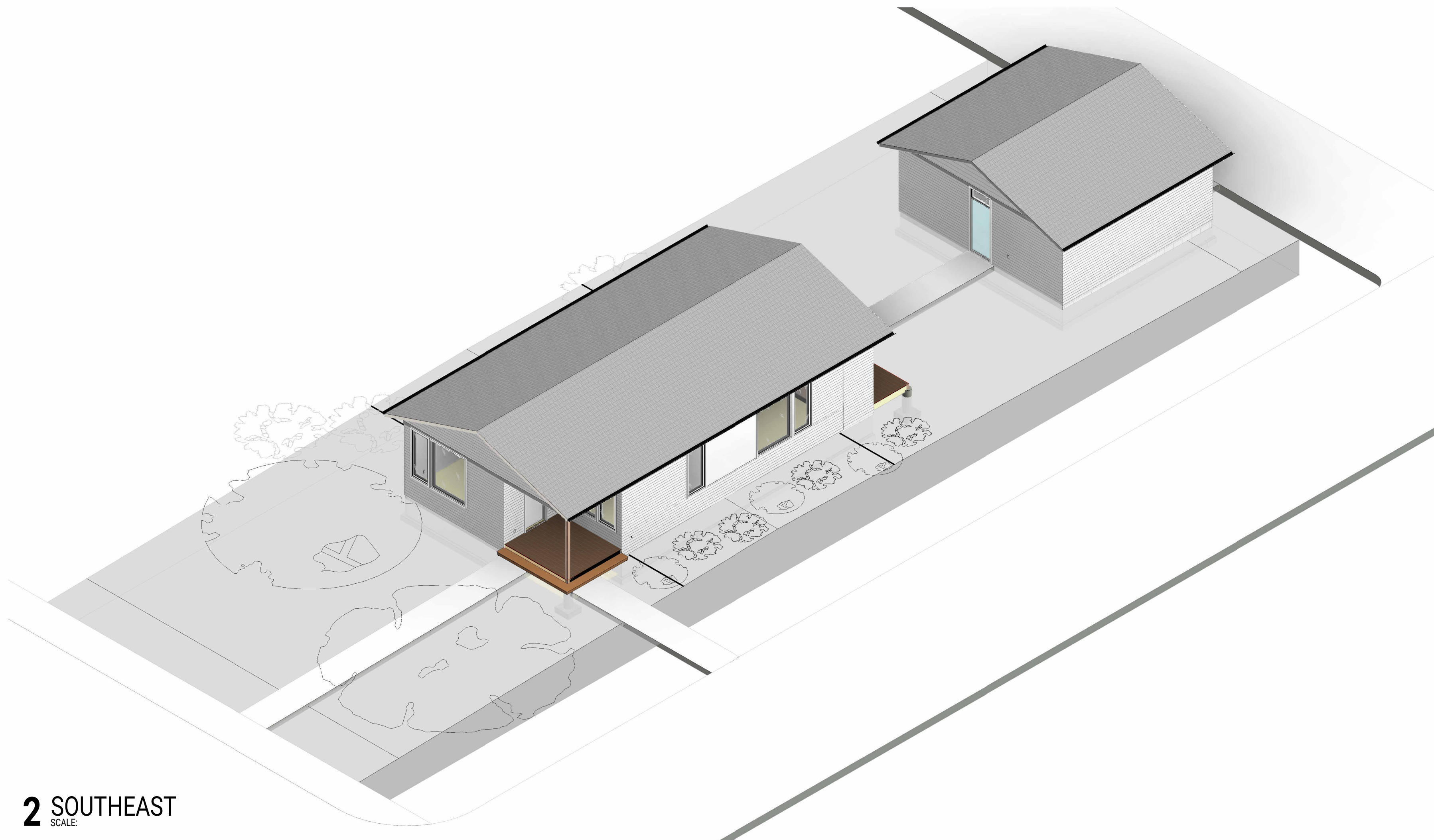
PROJECT NO.	2023.04	
DATE	09/01/2023	
ISSUE FOR	CONSTRUCTION	
REVISIONS		
NO.	DATE	DESCRIPTION

SHEET TITLE
EXTERIOR 3D VIEWS

SHEET NO.
A203



1 SOUTHWEST
SCALE:



2 SOUTHEAST
SCALE:

All drawings, designs, and concepts on this sheet are the sole property of NEON Architecture and shall not be used for any purpose without their expressed written consent. The Owner shall be permitted to retain their own copies for information and reference.

NOTES

PROJECT

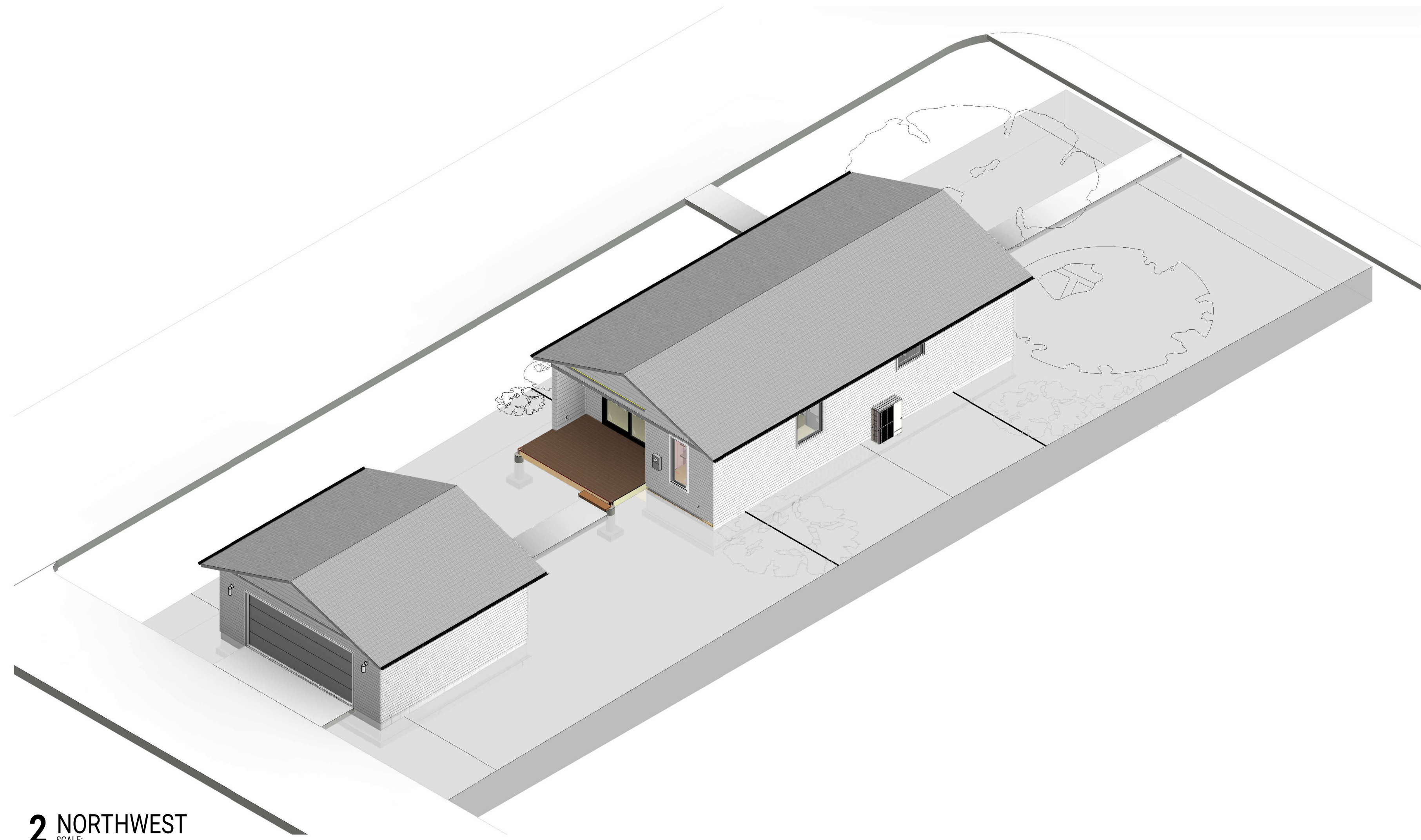
34TH ST BUNGALOW

3428 E 34th St
INDIANAPOLIS, IN 46218

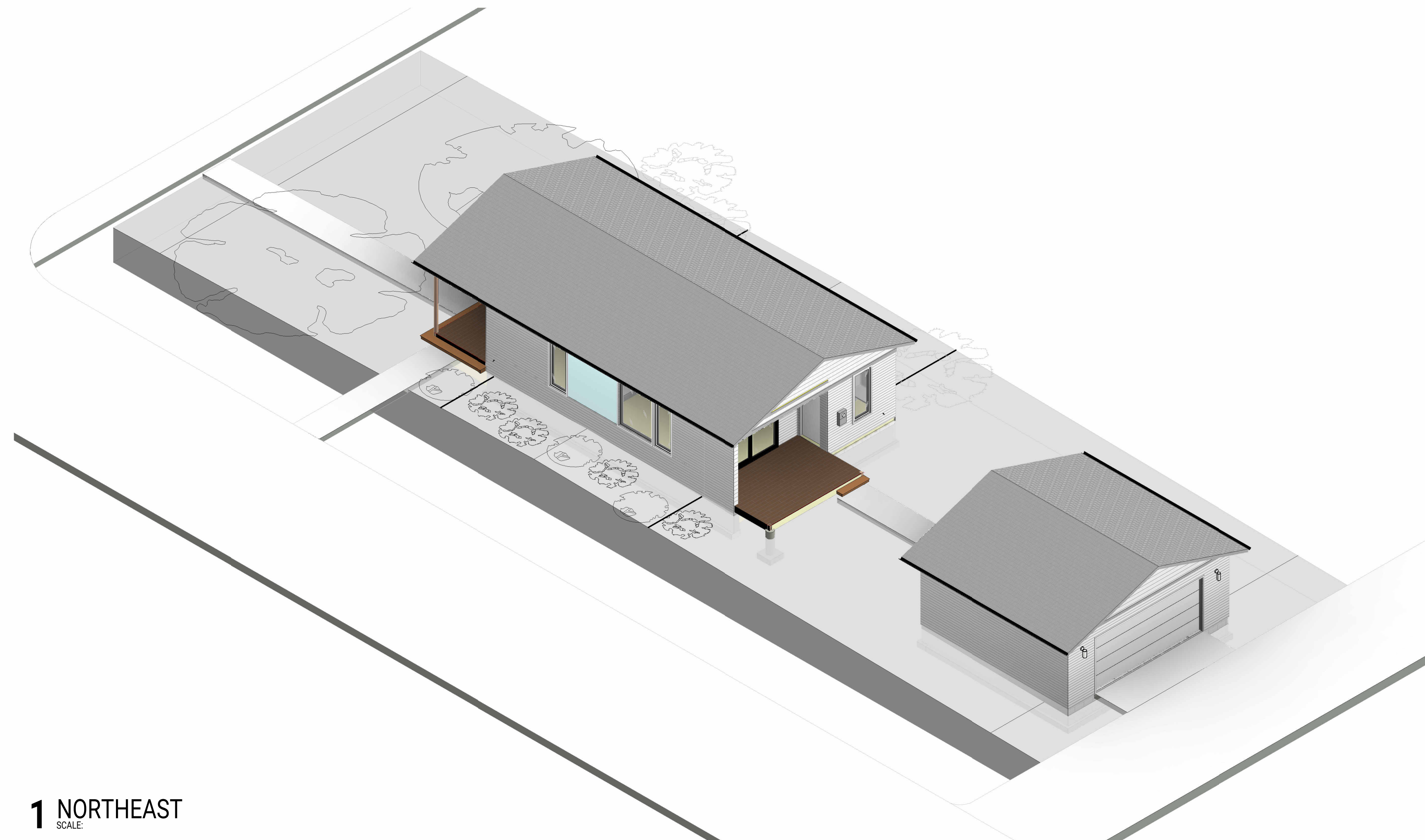
PROJECT NO.	2023.04	
DATE	09/01/2023	
ISSUE FOR	CONSTRUCTION	
REVISIONS		
NO.	DATE	DESCRIPTION

SHEET TITLE
EXTERIOR 3D VIEWS

SHEET NO.
A202



2 NORTHWEST
SCALE:



1 NORTHEAST
SCALE:

All drawings, designs, and concepts on this sheet are the sole property of NEON Architecture and shall not be used for any purpose without their expressed written consent. The Owner shall be permitted to retain their own copies for information and reference.

NOTES

PROJECT

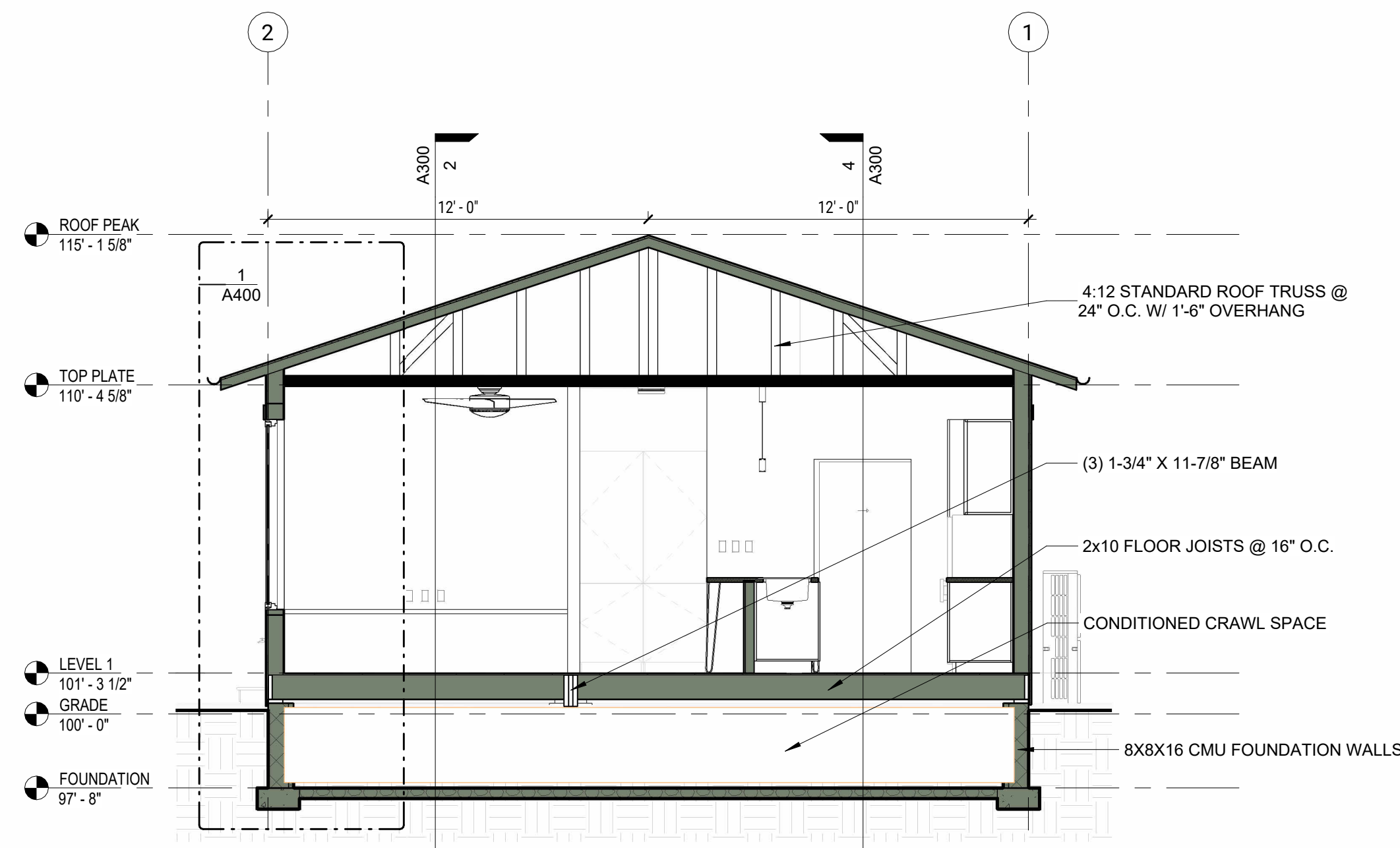
34TH ST BUNGALOW

3428 E 34th St
INDIANAPOLIS, IN 46218

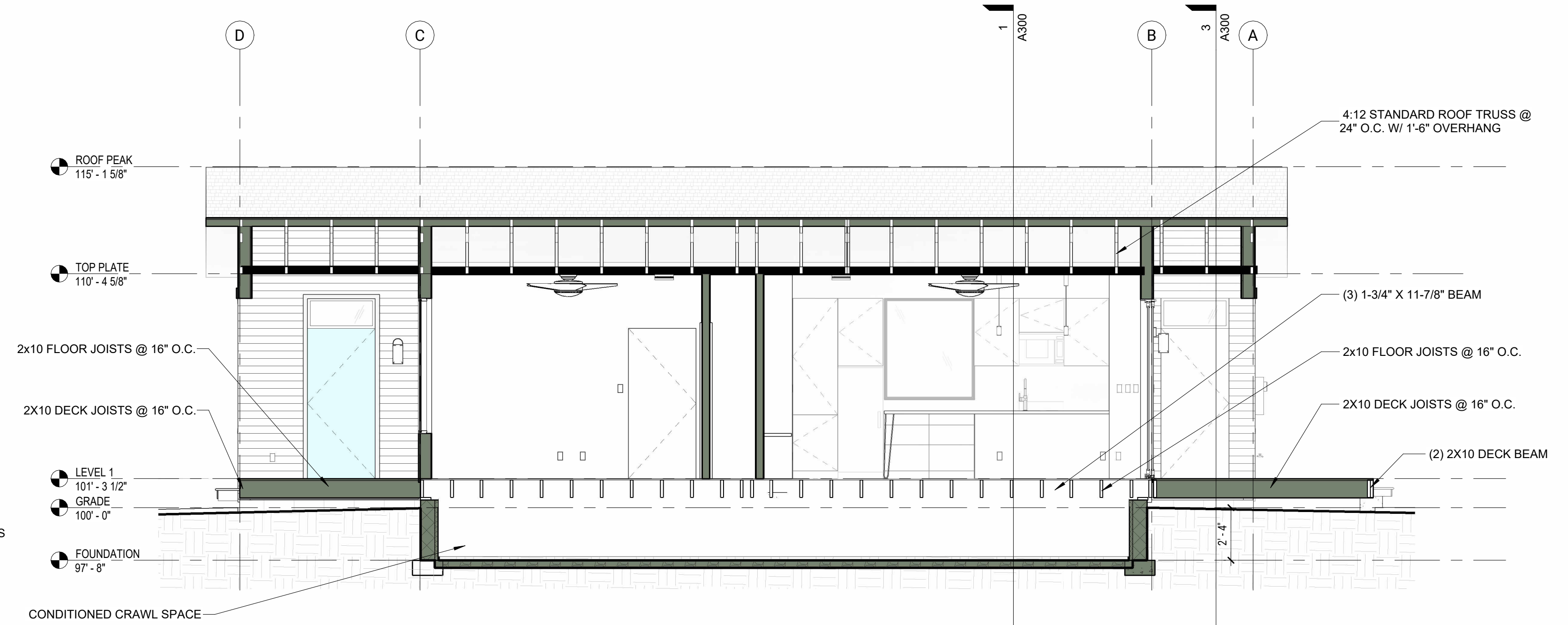
PROJECT NO.	2023.04	
DATE	09/01/2023	
ISSUE FOR	CONSTRUCTION	
REVISIONS		
NO.	DATE	DESCRIPTION

SHEET TITLE
BUILDING SECTIONS

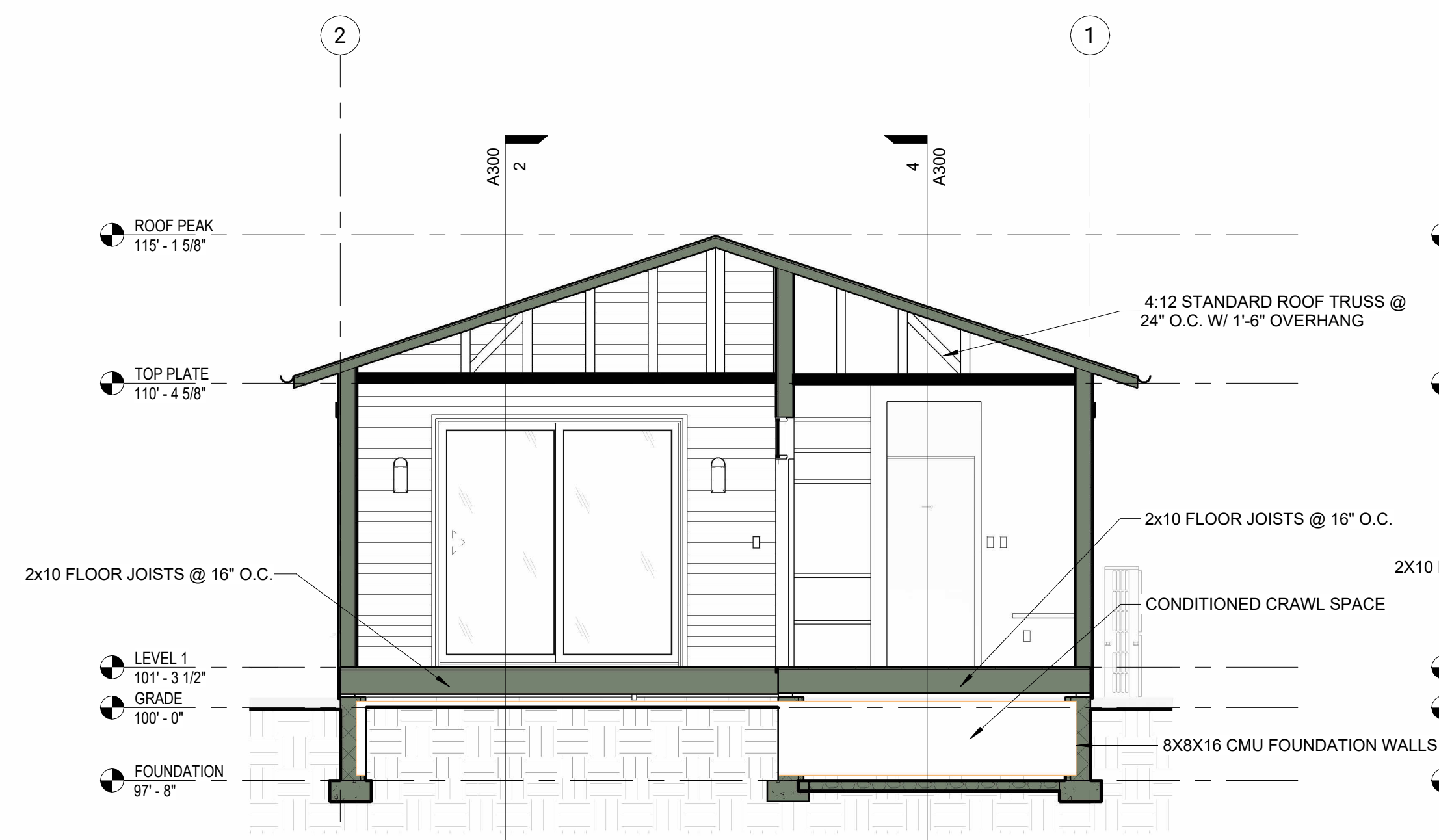
SHEET NO.
A300



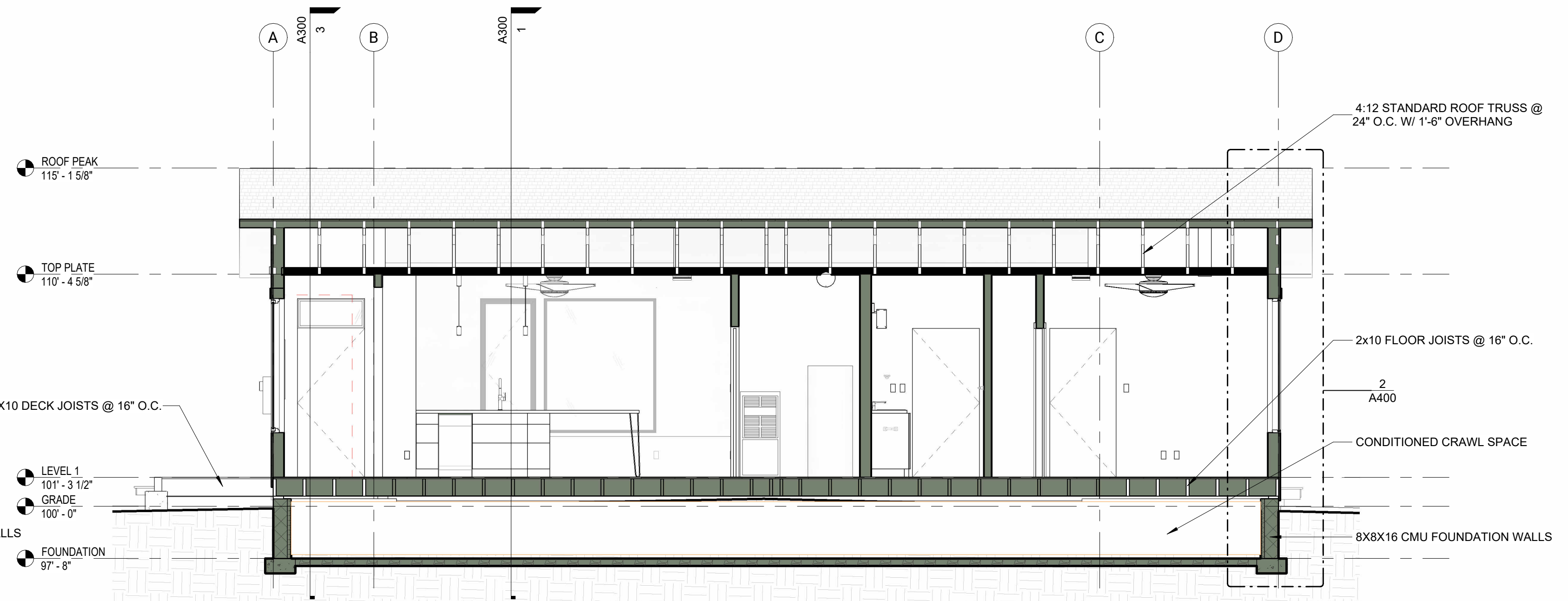
1 BUILDING SECTION A
SCALE: 1/4" = 1'-0"



2 BUILDING SECTION B
SCALE: 1/4" = 1'-0"



3 BUILDING SECTION C
SCALE: 1/4" = 1'-0"



4 BUILDING SECTION D
SCALE: 1/4" = 1'-0"

All drawings, designs, and concepts on this sheet are the sole property of NEON Architecture and shall not be used for any purpose without their expressed written consent. The Owner shall be permitted to retain their own copies for information and reference.

NOTES

PROJECT

34TH ST BUNGALOW

3428 E 34th St
INDIANAPOLIS, IN 46218

PROJECT NO. 2023.04

DATE 09/01/2023

ISSUE FOR CONSTRUCTION

REVISIONS

NO.	DATE	DESCRIPTION

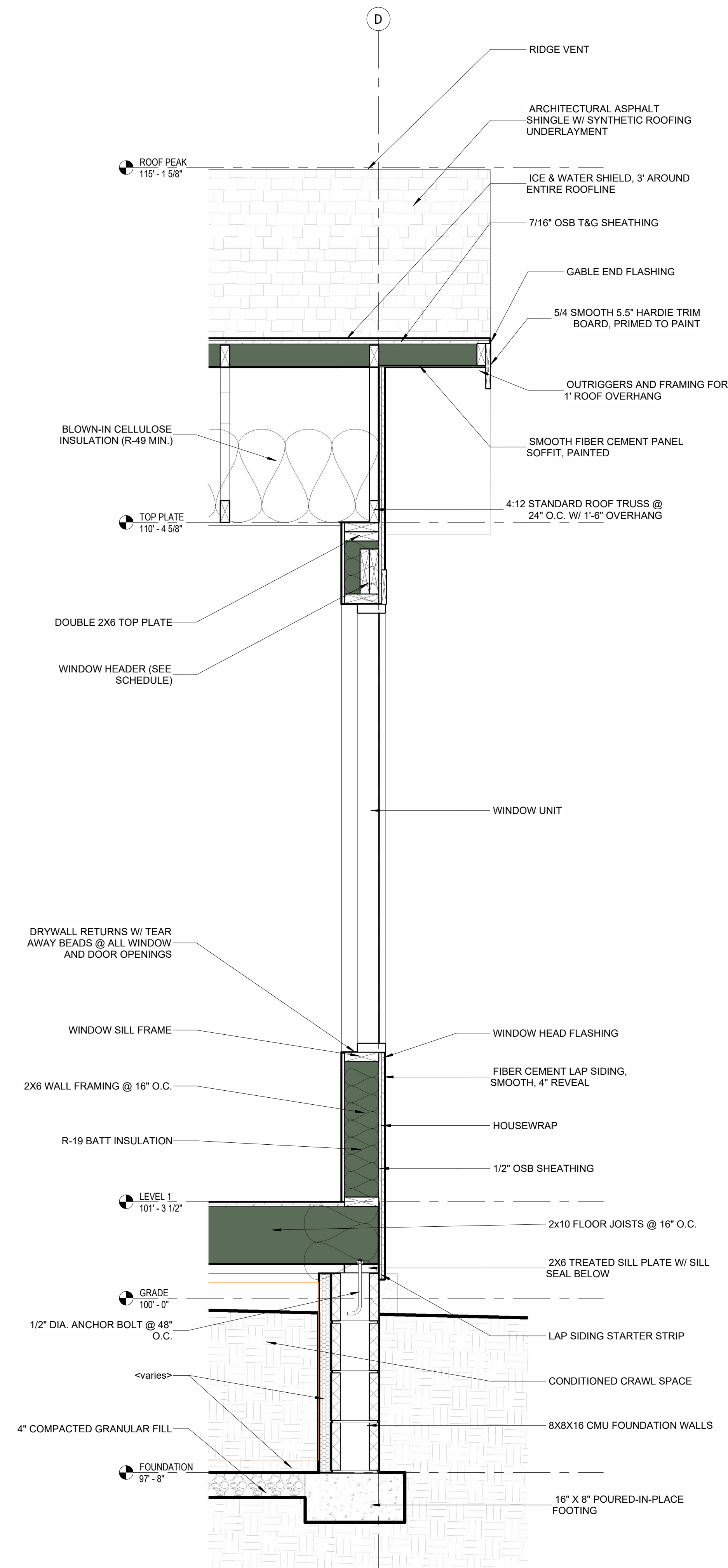
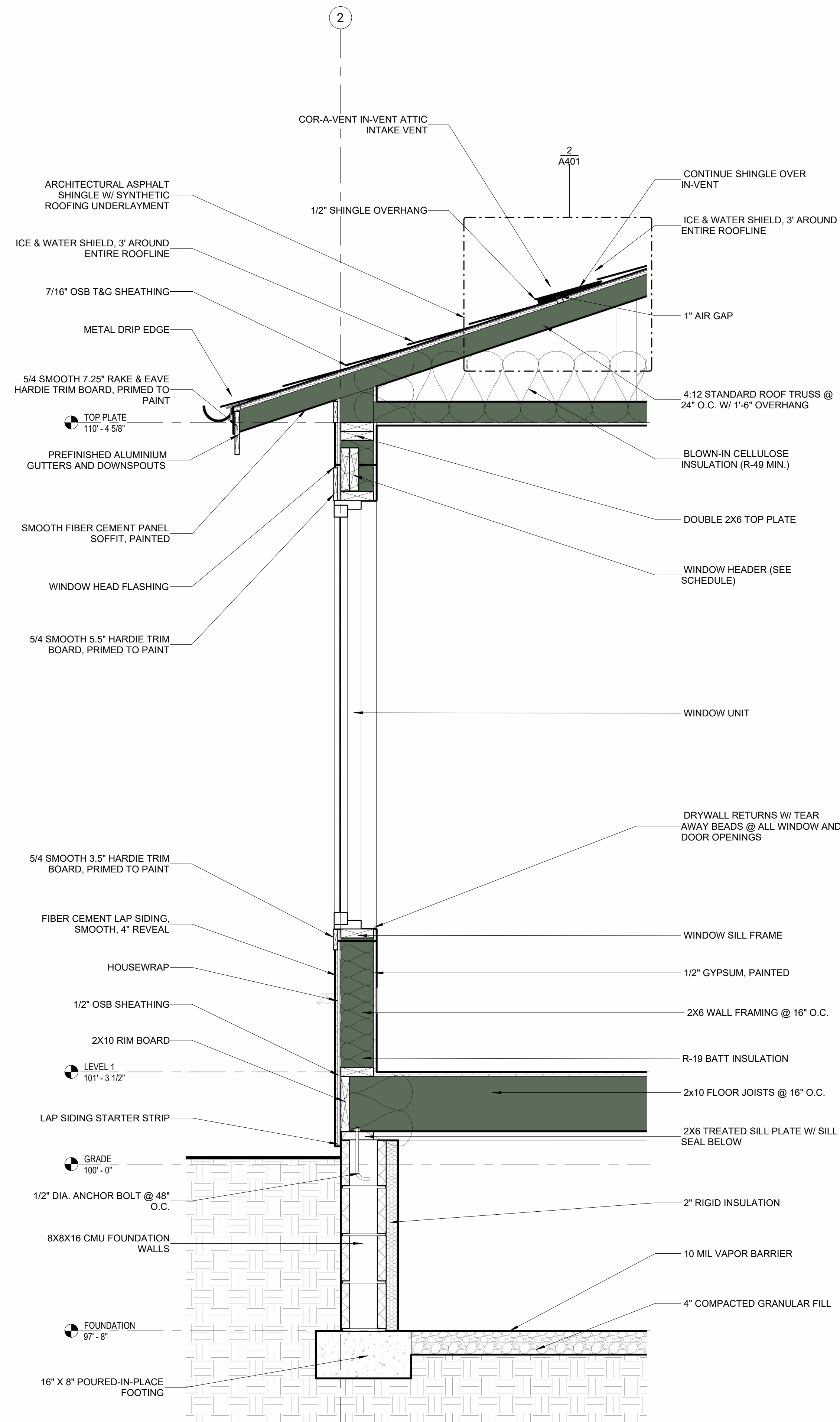
NO. DATE DESCRIPTION

SHEET TITLE

WALL SECTIONS & DETAILS

SHEET NO.

A400



9/1/2023 5:03:27 PM

All drawings, designs, and concepts on this sheet are the sole property of NEON Architecture and shall not be used for any purpose without their expressed written consent. The Owner shall be permitted to retain their own copies for information and reference.

NOTES

PROJECT

34TH ST BUNGALOW

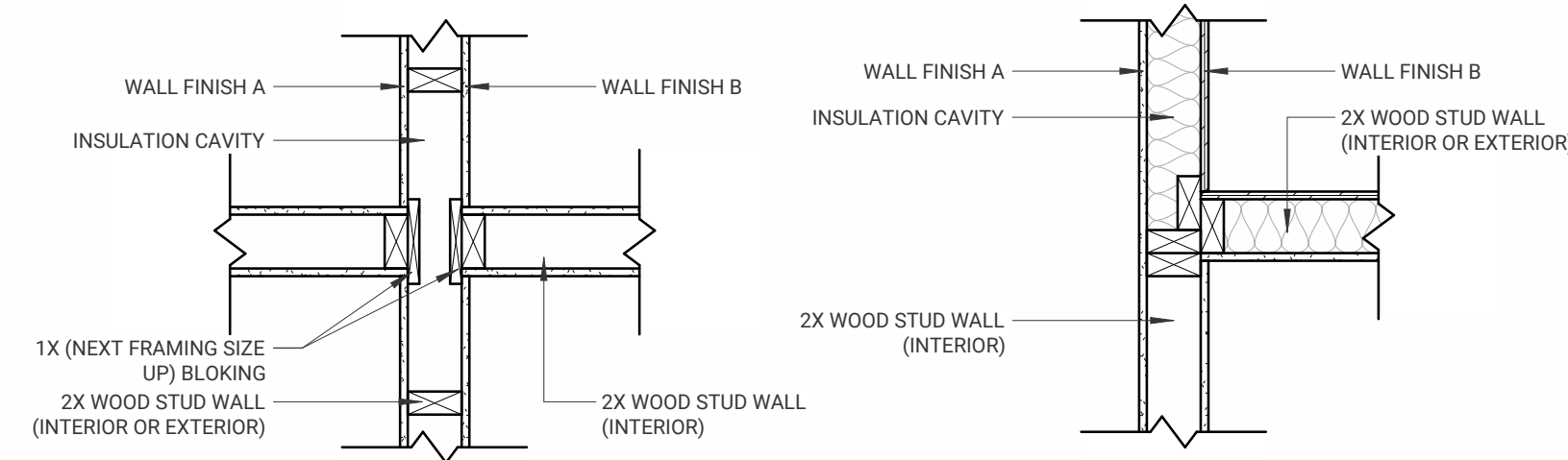
3428 E 34th St
INDIANAPOLIS, IN 46218

PROJECT NO.	2023.04	
DATE	09/01/2023	
ISSUE FOR	CONSTRUCTION	
REVISIONS		
NO.	DATE	DESCRIPTION

SHEET TITLE
WALL SECTIONS & DETAILS

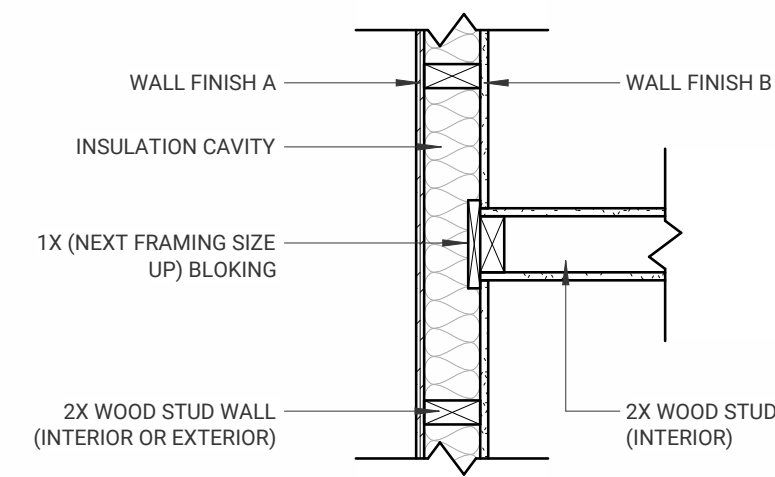
SHEET NO.

A401

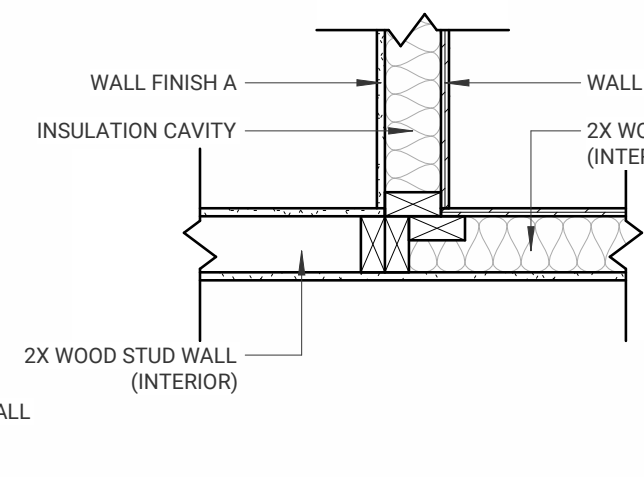


4-STUD CROSS INTERSECTION (INTERIOR)

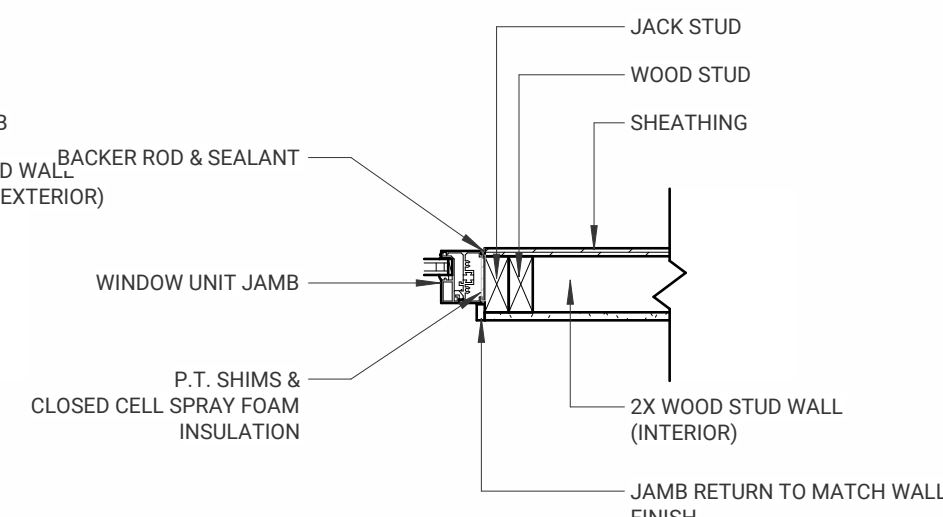
3-STUD (CALIFORNIA) CORNER TO INTERIOR WALL



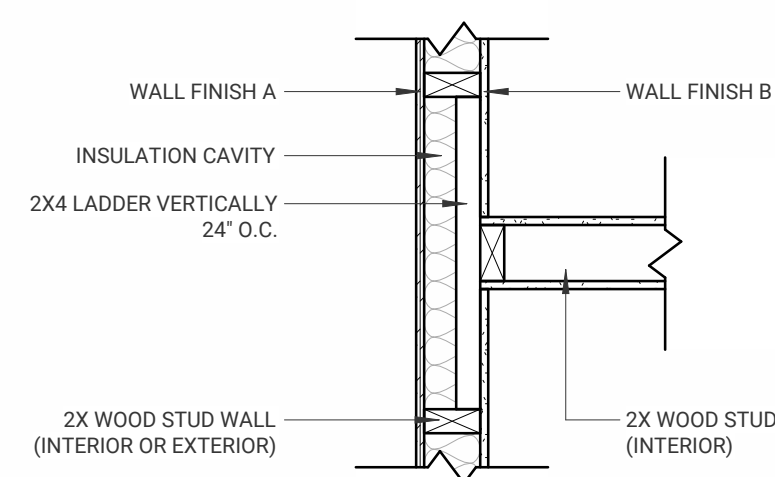
3-STUD T-INTERSECTION - OPTION 2



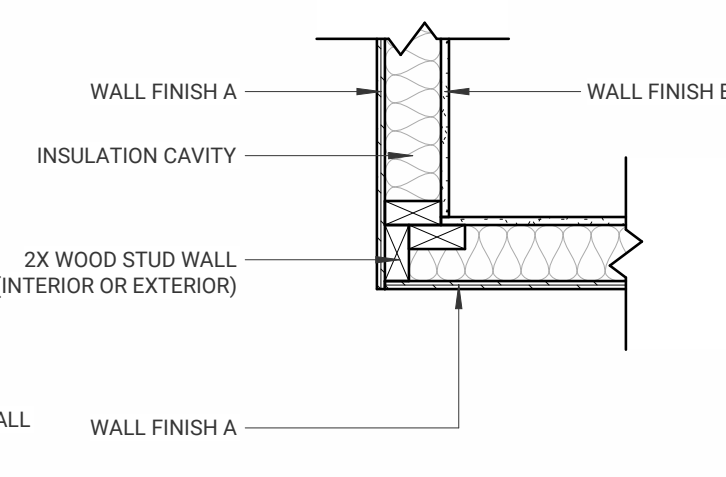
3-STUD (CALIFORNIA) CORNER TO INTERIOR WALL



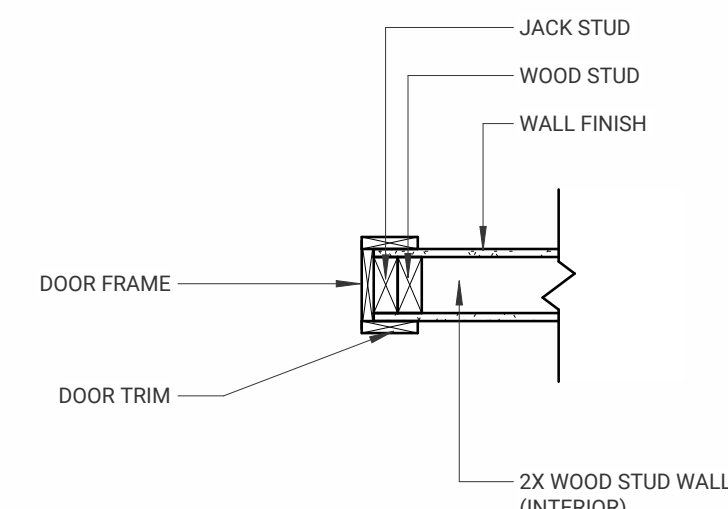
WINDOW JAMB DETAIL



3-STUD T-INTERSECTION

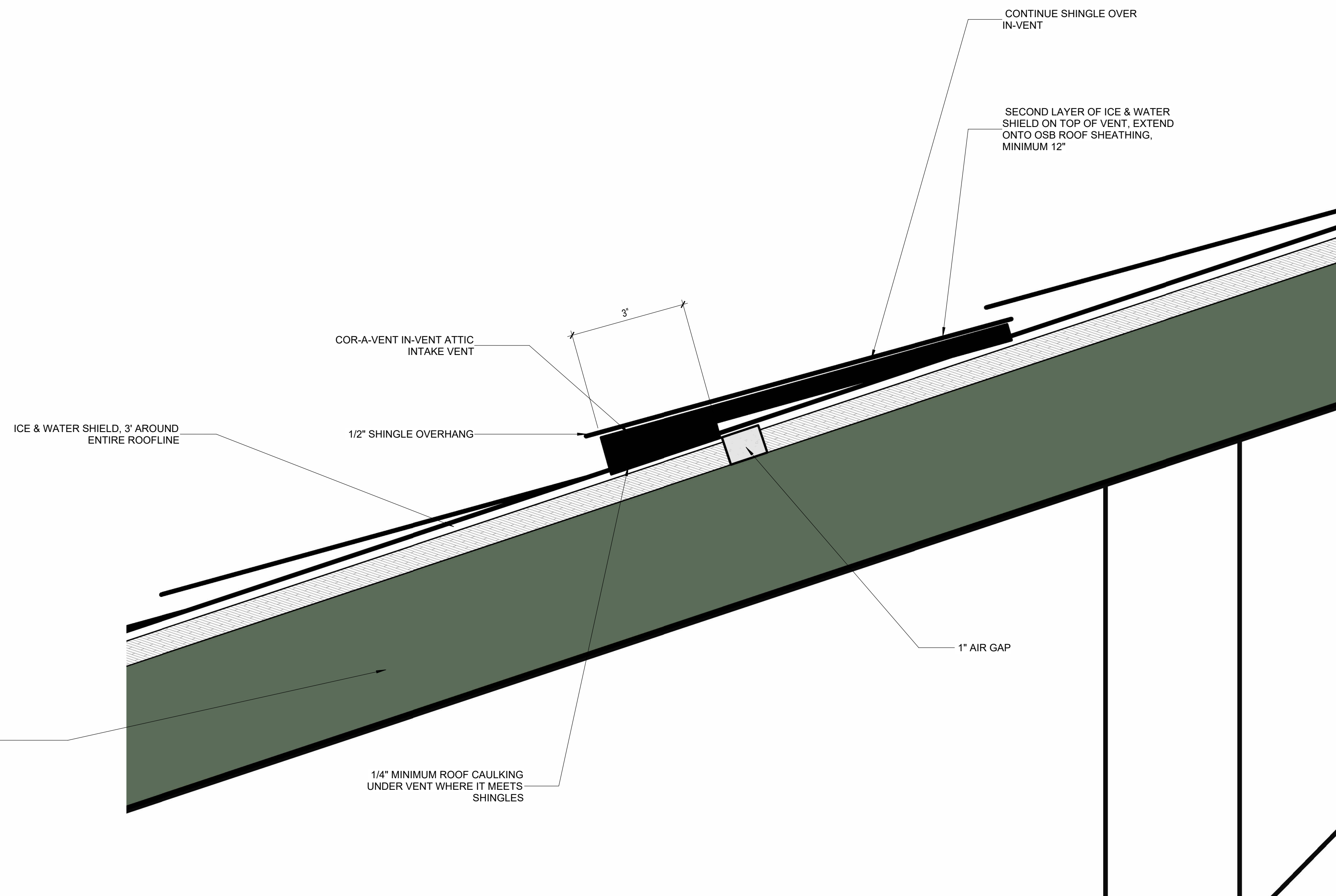


3-STUD (CALIFORNIA) CORNER



INTERIOR DOOR JAMB DETAIL

1 FRAMING - PLAN DETAILS
SCALE: 1" = 1'-0"



2 COR-A-VENT IN-VENT DETAIL
SCALE: 6" = 1'-0"

9/1/2023 5:03:34 PM

All drawings, designs, and concepts on this sheet are the sole property of NEON Architecture and shall not be used for any purpose without their expressed written consent. The Owner shall be permitted to retain their own copies for information and reference.

NOTES

PROJECT

34TH ST BUNGALOW

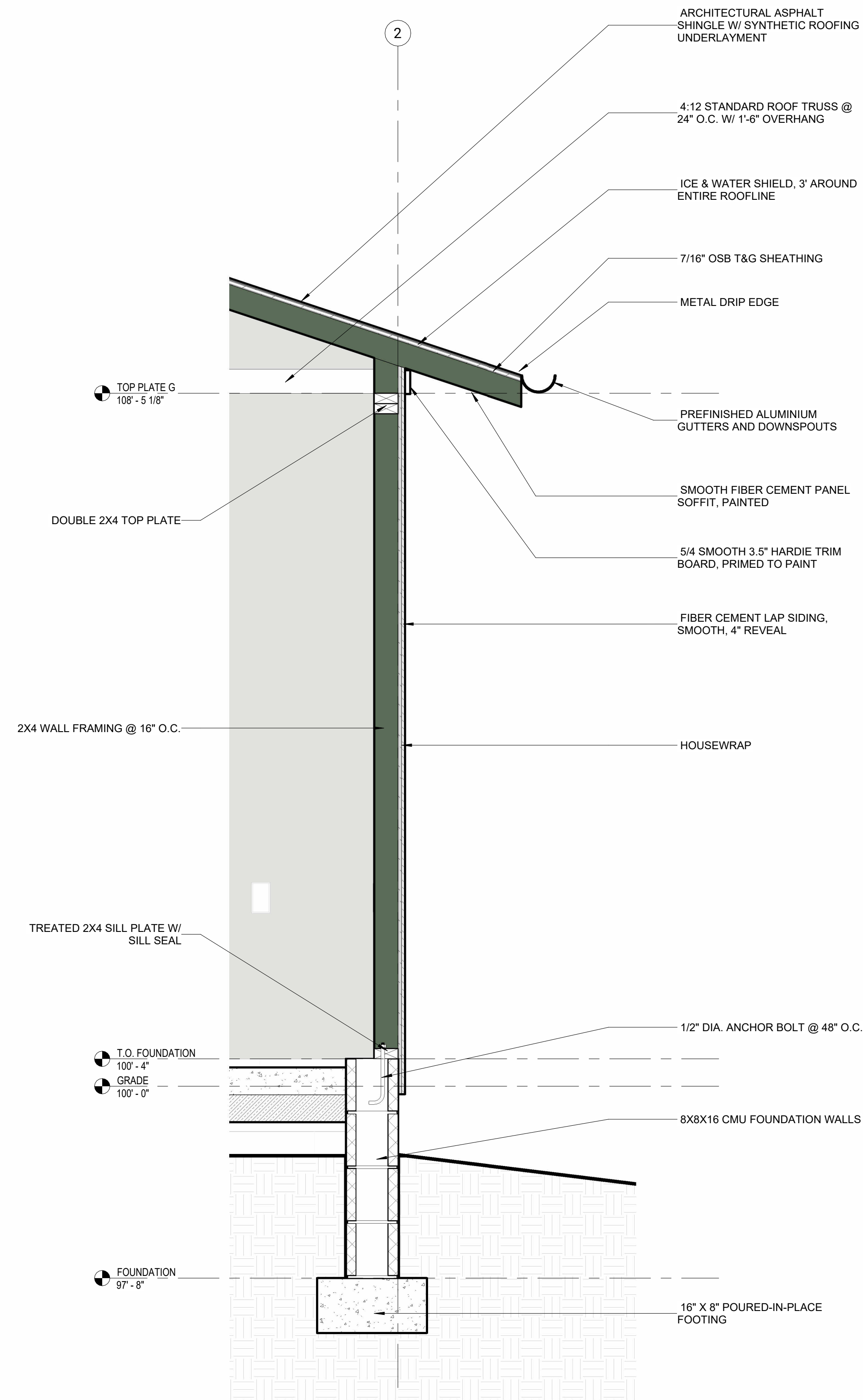
3428 E 34th St
INDIANAPOLIS, IN 46218

PROJECT NO.	2023.04	
DATE	09/01/2023	
ISSUE FOR	CONSTRUCTION	
REVISIONS		
NO.	DATE	DESCRIPTION

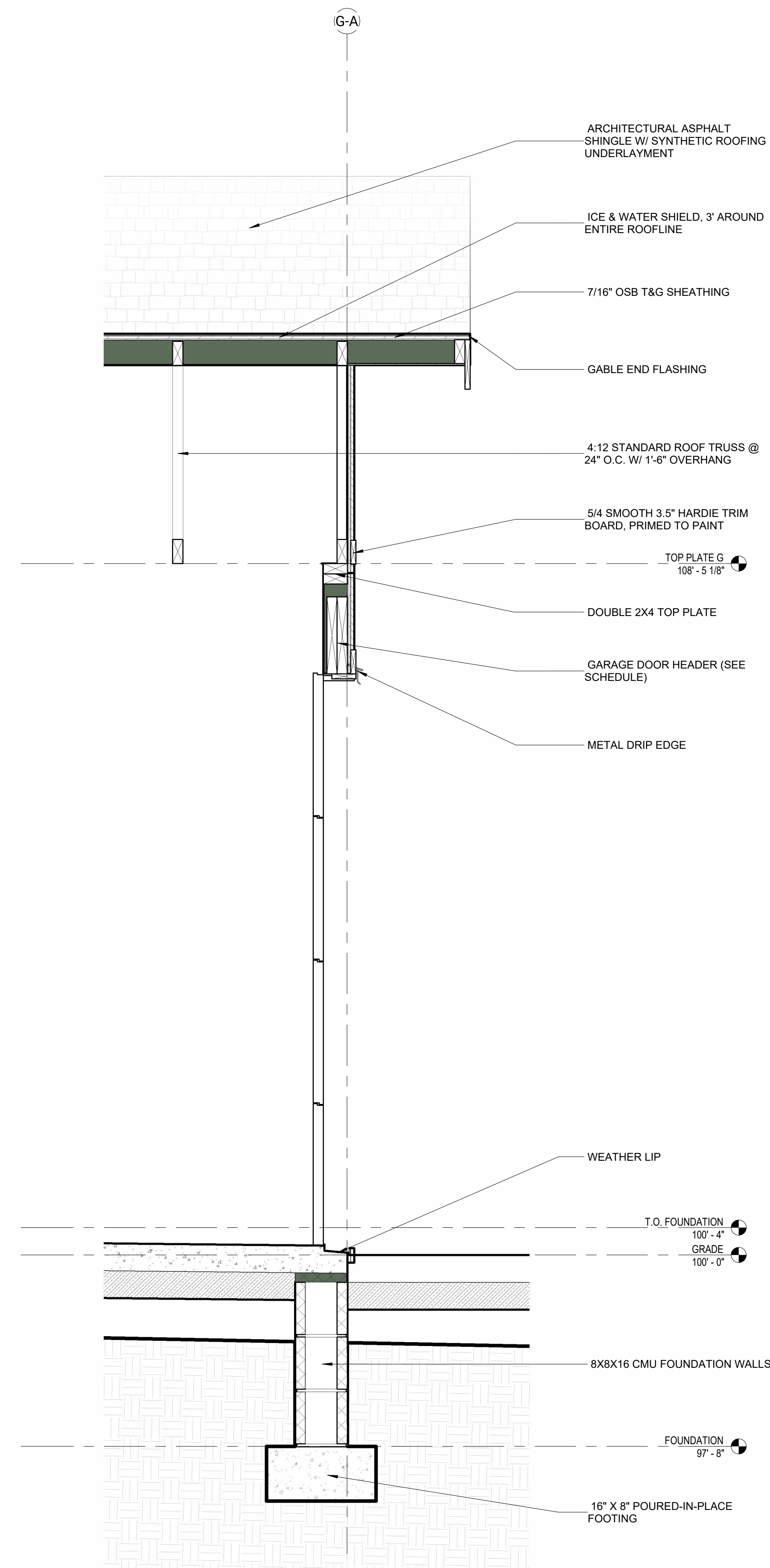
SHEET TITLE
WALL SECTIONS & DETAILS

SHEET NO.

A402



1 GARAGE WALL SECTION TYP.
SCALE: 1" = 1'-0"



2 GARAGE DOOR SECTION TYP.
SCALE: 1" = 1'-0"

****NOTE: ALL DIMENSIONS ON ENLARGED PLANS AND INTERIOR ELEVATIONS ARE TAKEN FROM FINISHED FACE OF WALLS**

All drawings, designs, and concepts on this sheet are the sole property of NEON Architecture and shall not be used for any purpose without their expressed written consent. The Owner shall be permitted to retain their own copies for information and reference.

NOTES

PROJECT

34TH ST BUNGALOW

3428 E 34th St
INDIANAPOLIS, IN 46218

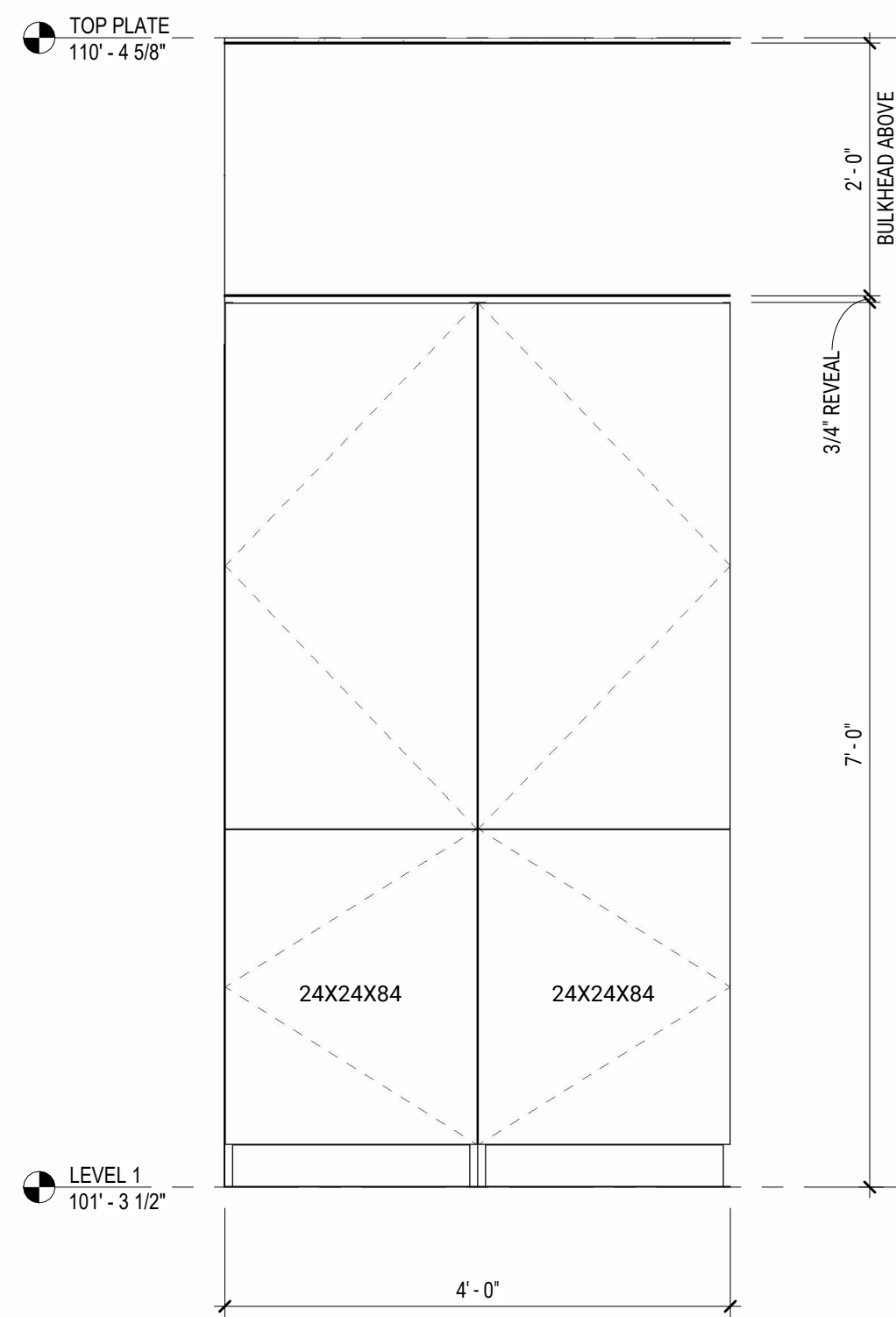
PROJECT NO. 2023.04
DATE 09/01/2023
ISSUE FOR CONSTRUCTION

REVISIONS
NO. DATE DESCRIPTION

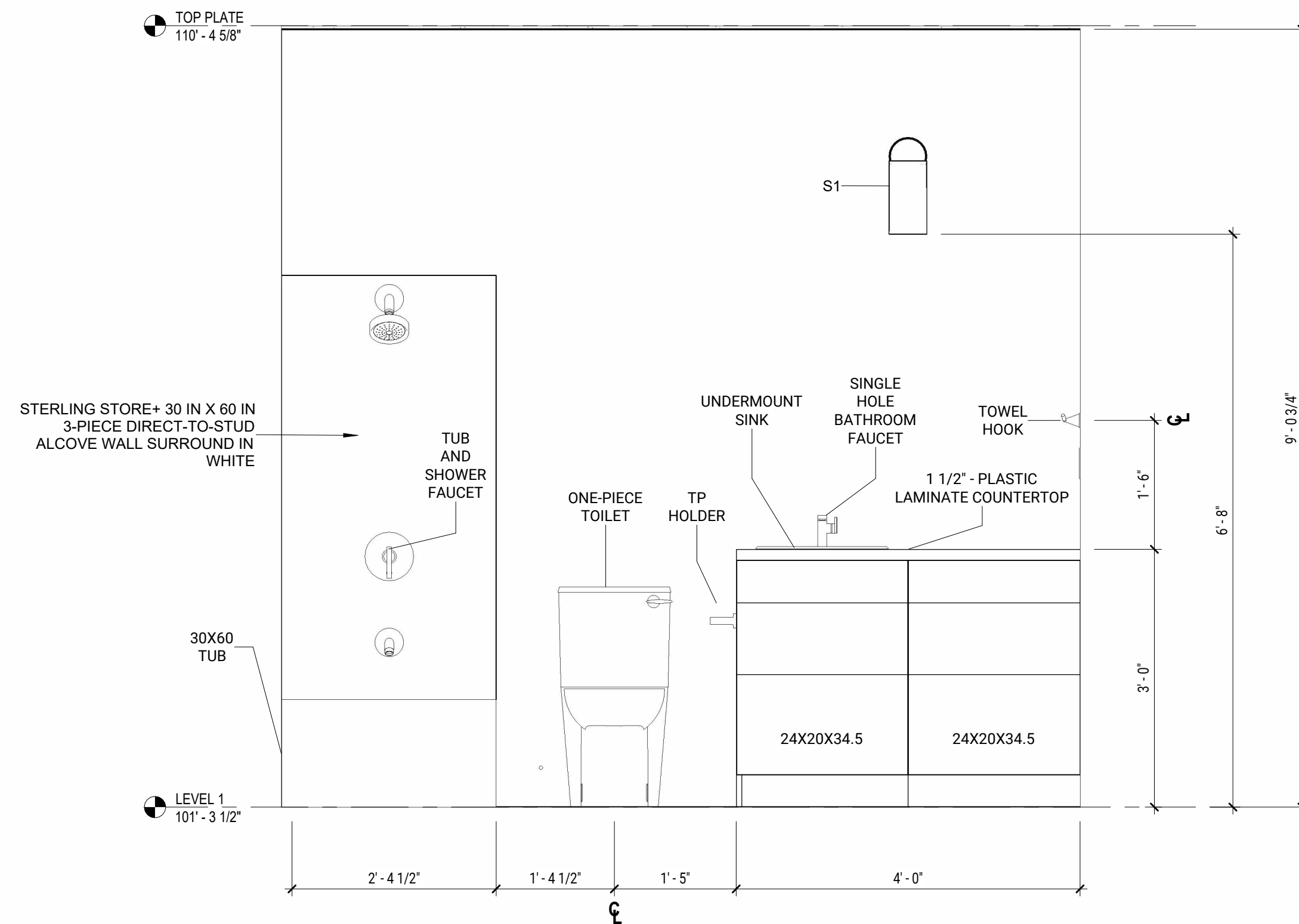
SHEET TITLE
ENLARGED PLANS &
INTERIOR ELEVATIONS

SHEET NO.

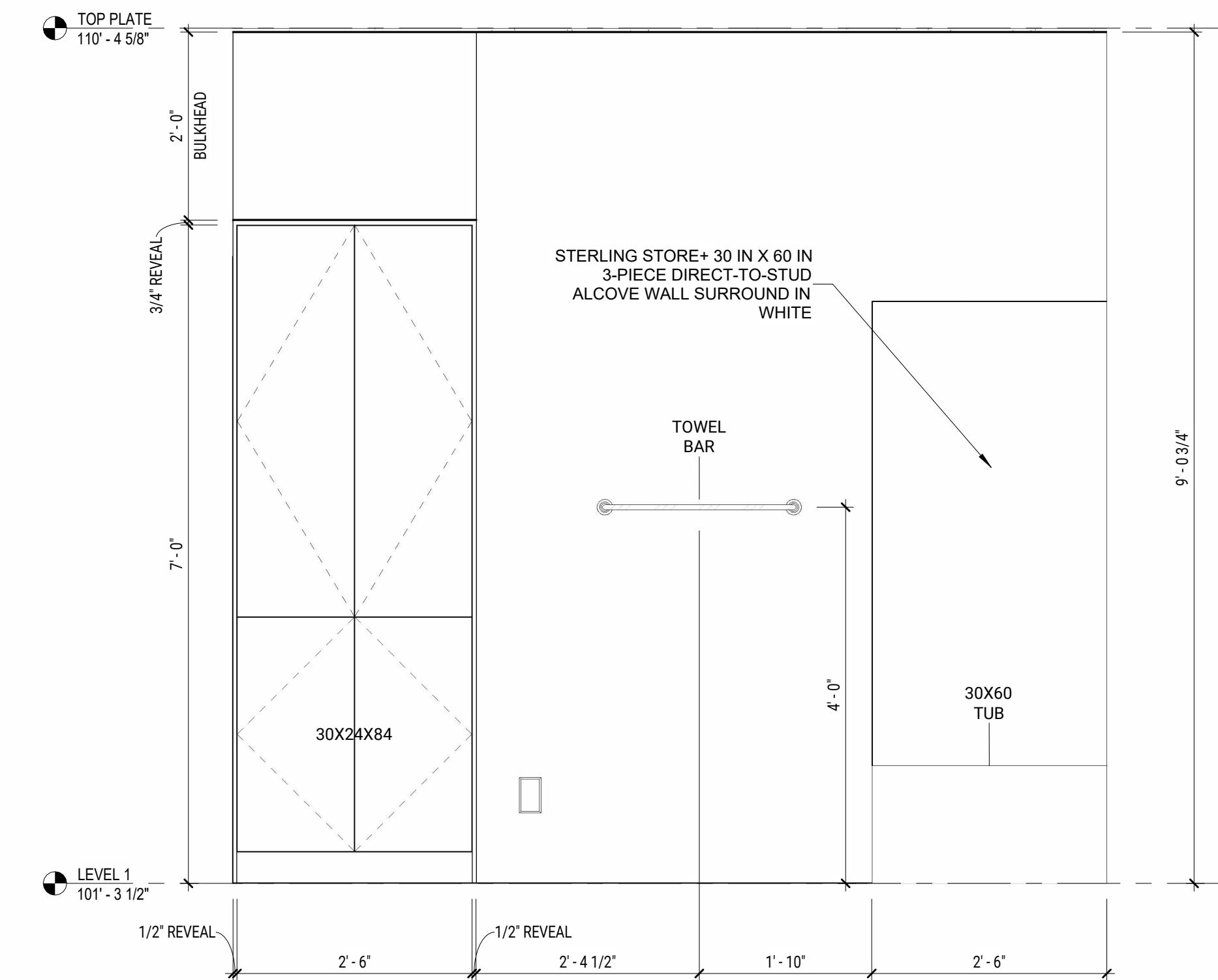
A500



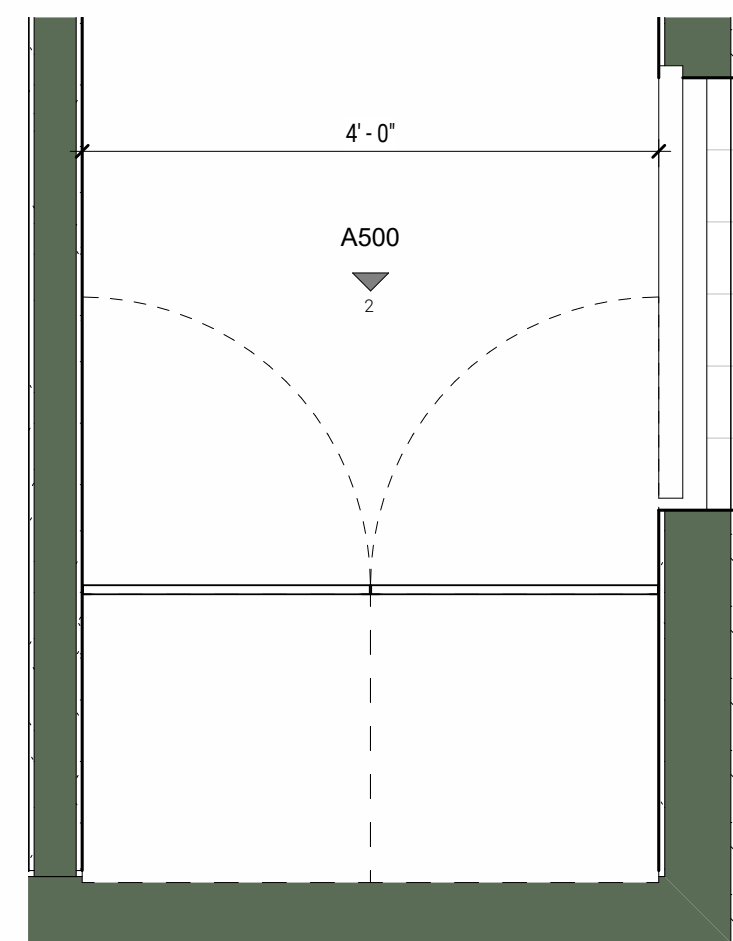
2 ENTRY ELEVATION
SCALE: 3/4" = 1'-0"



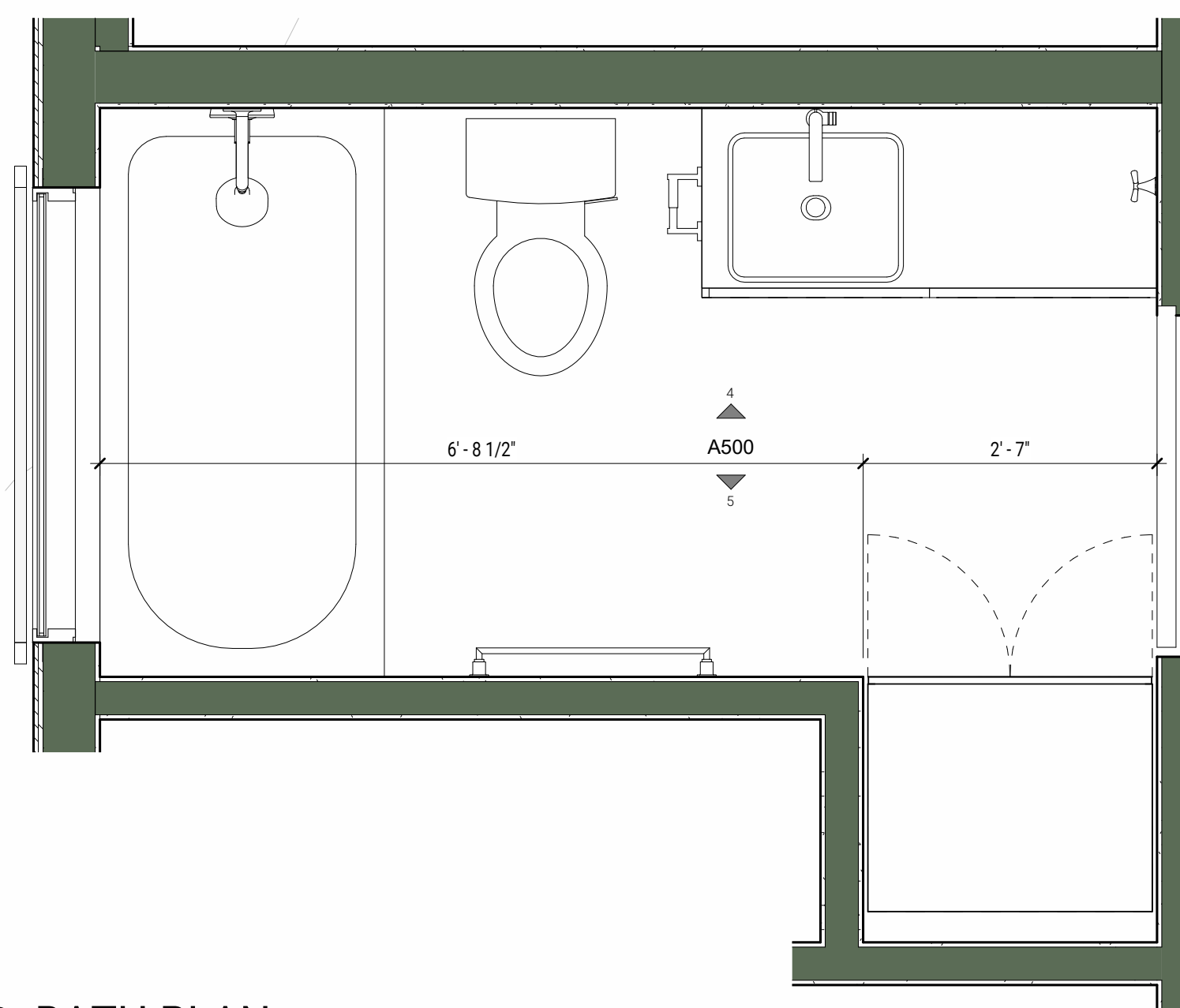
4 BATH VANITY ELEVATION
SCALE: 3/4" = 1'-0"



5 BATH LINEN ELEVATION
SCALE: 3/4" = 1'-0"



1 ENTRY PLAN
SCALE: 3/4" = 1'-0"



3 BATH PLAN
SCALE: 3/4" = 1'-0"

PLUMBING FIXTURE SCHEDULE

Room	Type Mark	Product Name	Model	Finish
	HOSE BIB	EVERBILT 3/4" MIP OR 1/2" FIP X 3/4" MHT FORGED BRASS QUARTER TURN HOSE BIB VALVE	#103-054EB	N/A
	HOSE BIB	EVERBILT 3/4" MIP OR 1/2" FIP X 3/4" MHT FORGED BRASS QUARTER TURN HOSE BIB VALVE	#103-054EB	N/A
BATH	30X60 TUB	KOHLER ELMBROOK 60"X30.25" SOAKING BATHTUB WITH RIGHT-HAND DRAIN	#K-R23217-RA-0	WHITE
BATH	ONE-PIECE TOILET	SWISS MADISON, CASCADE II 1-PIECE STANDARD HEIGHT ELONGATED TOILET	#SM-1T275	WHITE
BATH	SINGLE HOLE BATHROOM FAUCET	KOHLER SETRA SINGLE HOLE 2-HANDLE MONOBLOCK BATHROOM FAUCET	#K-R29664-4D-BN	VIBRANT BRUSHED NICKEL
BATH	UNDERMOUNT SINK	KOHLER CAXTON 20-5/16 IN. UNDERMOUNT RECTANGULAR BATHROOM SINK	#K-R20000-0	WHITE
BATH	TUB AND SHOWER FAUCET	KOHLER CURSIVA SINGLE-HANDLE 3-SPRAY TUB AND SHOWER FAUCET	#R26929-4G-BN	VIBRANT BRUSHED NICKEL
KITCHEN/DINING	27" SINK	KOHLER CURSIVA 27 IN. SINGLE BOWL UNDERMOUNT KITCHEN SINK	#K-RH28176-1-NA	STAINLESS STEEL
KITCHEN/DINING	KITCHEN FAUCET	KOHLER CRUE SINGLE-HANDLE PULL-DOWN SPRAYER KITCHEN FAUCET	#K-22972-VS	VIBRANT STAINLESS
KITCHEN/DINING: 2	MECH.	RHEEM PERFORMANCE 40 GAL 4500-WATT MEDIUM ELECTRIC HEATER WITH 6 YEAR WARRANTY AND 240 VOLT CONNECTION	#XE40M06ST45U1	N/A
MECH.: 1				

SPECIALTY EQUIPMENT SCHEDULE

Room	Type Mark	Product Name	Model	Finish
BATH	TOWEL BAR	KOHLER SETRA 24" TOWEL BAR, MOUNTING HEIGHT @ 48 IN.	#K-R26691-BN	VIBRANT BRUSHED NICKEL
BATH	TP HOLDER	KOHLER SETRA TOILET PAPER HOLDER, MOUNTING HEIGHT @ 26 IN.	#K-R26693-BN	VIBRANT BRUSHED NICKEL
BATH	TOWEL HOOK	KOHLER SETRA TOWEL HOOK, MOUNTING HEIGHT @ 52 IN.	#K-R26695-BN	VIBRANT BRUSHED NICKEL
BATH: 3				
KITCHEN/DINING	24" FRIDGE	FRIGIDAIRE 11.6 CU.FT. TOP FREEZER REFRIGERATOR	#FFET1222UV	BRUSHED STAINLESS
KITCHEN/DINING	18" DW	FRIGIDAIRE 18" FULL CONTROL BUILT-IN DISHWASHER	#FFBD1831US	BRUSHED STAINLESS
KITCHEN/DINING	24" RANGE	FRIGIDAIRE 24 IN. 1.9 CU. FT. FREESTANDING ELECTRIC RANGE WITH MANUAL CLEAN	#FFE2422US	STAINLESS STEEL
KITCHEN/DINING	24" OVER-THE-RANGE MICROWAVE	FRIGIDAIRE 1.4 CU.FT. OVER-THE-RANGE MICROWAVE	#UMV1422US	STAINLESS STEEL
KITCHEN/DINING	GARBAGE DISPOSAL	GE 1/2" HORSEPOWER GARBAGE DISPOSAL 120 V (4.5 A)	#GREEN05P	STAINLESS STEEL
KITCHEN/DINING: 5				
MECH.	WASH	FRIGIDAIRE 4.1 CU. FT. HIGH EFFICIENCY TOP LOADING WASHING MACHINE	#FFTW4120SW	WHITE
MECH.	DRY	FRIGIDAIRE 6.7 CU. FT. FREE STANDING ELECTRIC DRYER	#FFRE4120SW	WHITE
MECH.: 2				

****NOTE: ALL DIMENSIONS ON ENLARGED PLANS AND INTERIOR ELEVATIONS ARE TAKEN FROM FINISHED FACE OF WALLS**

SPECIALTY EQUIPMENT SCHEDULE				
Room	Type Mark	Product Name	Model	Finish
BATH	TOWEL BAR	KOHLER SETRA 24" TOWEL BAR, MOUNTING HEIGHT @ 48 IN.	#K-R26691-BN	VIBRANT BRUSHED NICKEL
BATH	TP HOLDER	KOHLER SETRA TOILET PAPER HOLDER, MOUNTING HEIGHT @ 26 IN.	#K-R26693-BN	VIBRANT BRUSHED NICKEL
BATH	TOWEL HOOK	KOHLER SETRA TOWEL HOOK, MOUNTING HEIGHT @ 52 IN.	#K-R26695-BN	VIBRANT BRUSHED NICKEL
BATH: 3				
KITCHEN/DINING	24" FRIDGE	FRIGIDAIRE 11.6 CU.FT. TOP FREEZER REFRIGERATOR	#FFET1222UV	BRUSHED STAINLESS
KITCHEN/DINING	18" DW	FRIGIDAIRE 18" FULL CONTROL BUILT-IN DISHWASHER	#FFBD1831US	BRUSHED STAINLESS
KITCHEN/DINING	24" RANGE	FRIGIDAIRE 24 IN. 1.9 CU. FT. FREESTANDING ELECTRIC RANGE WITH MANUAL CLEAN	#FFEH2422US	STAINLESS STEEL
KITCHEN/DINING	24" OVER-THE-RANGE MICROWAVE	FRIGIDAIRE 1.4 CU.FT. OVER-THE-RANGE MICROWAVE	#UMV1422US	STAINLESS STEEL
KITCHEN/DINING	GARBAGE DISPOSAL	GE 1/2" HORSEPOWER GARBAGE DISPOSAL 120 V (4.5 A)	#GREEN05P	STAINLESS STEEL
KITCHEN/DINING: 5				
MECH.	WASH	FRIGIDAIRE 4.1 CU. FT. HIGH EFFICIENCY TOP LOADING WASHING MACHINE	#FFTW4120SW	WHITE
MECH.	DRY	FRIGIDAIRE 6.7 CU. FT. FREE STANDING ELECTRIC DRYER	#FFRE4120SW	WHITE
MECH.: 2				

All drawings, designs, and concepts on this sheet are the sole property of NEON Architecture and shall not be used for any purpose without their expressed written consent. The Owner shall be permitted to retain their own copies for information and reference.

NOTES

PROJECT

34TH ST BUNGALOW

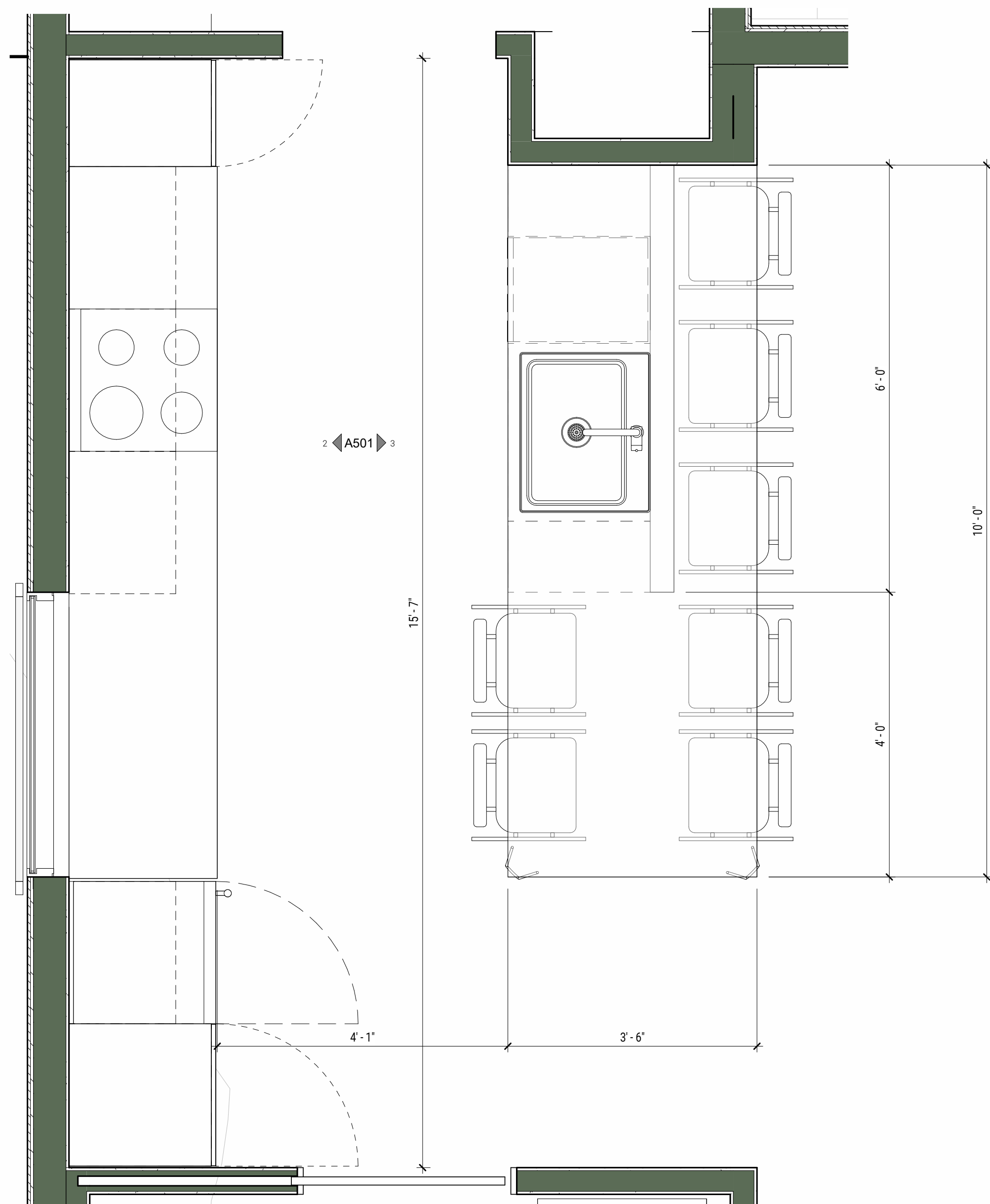
3428 E 34th St
INDIANAPOLIS, IN 46218

PROJECT NO.	2023.04	
DATE	09/01/2023	
ISSUE FOR	CONSTRUCTION	
REVISIONS		
NO.	DATE	DESCRIPTION

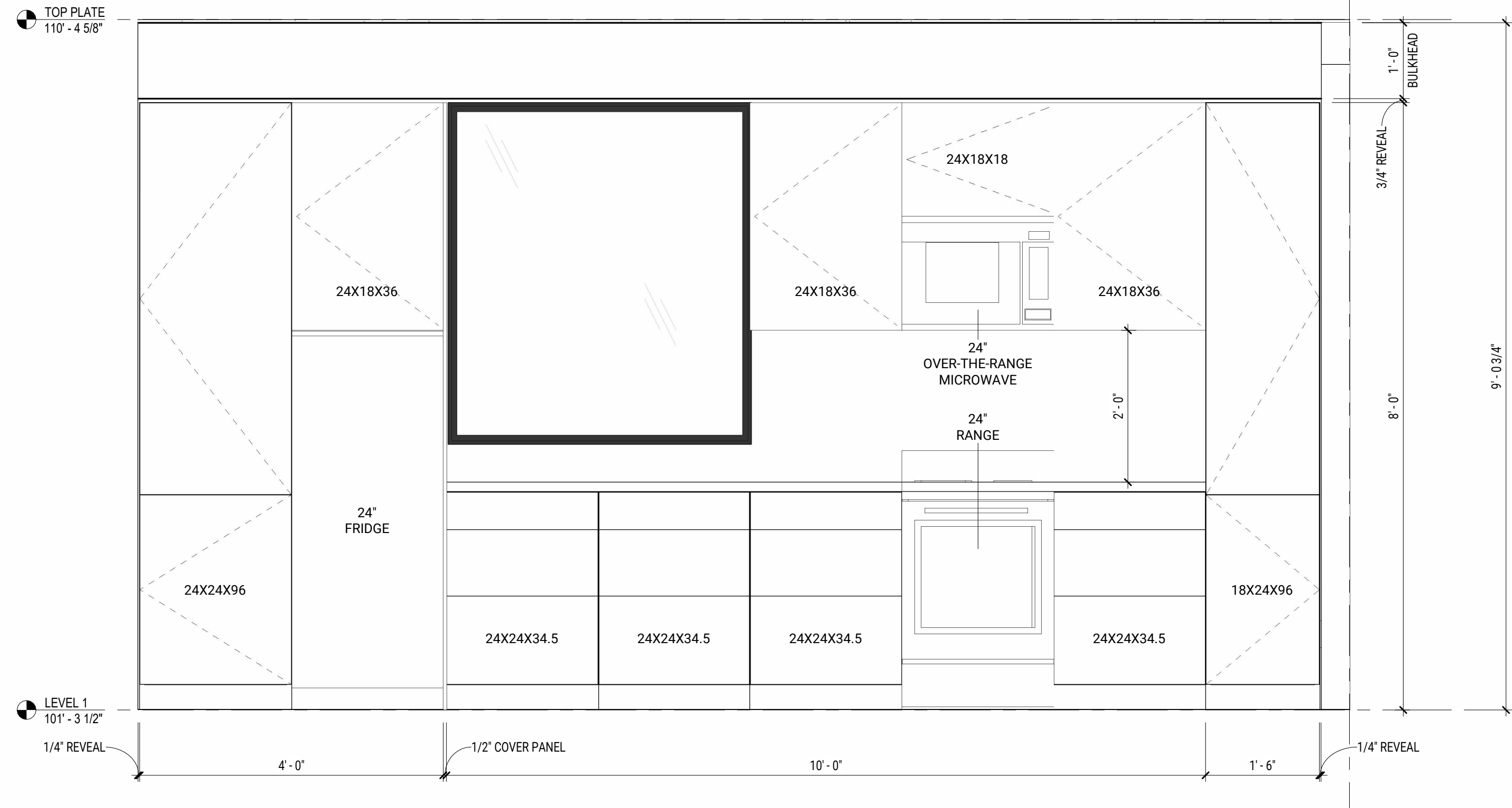
SHEET TITLE
ENLARGED PLANS & INTERIOR ELEVATIONS

SHEET NO.

A501



1 KITCHEN/LIVING PLAN
SCALE: 3/4" = 1'-0"



2 KITCHEN ELEVATION
SCALE: 3/4" = 1'-0"




3 ISLAND ELEVATION
SCALE: 3/4" = 1'-0"

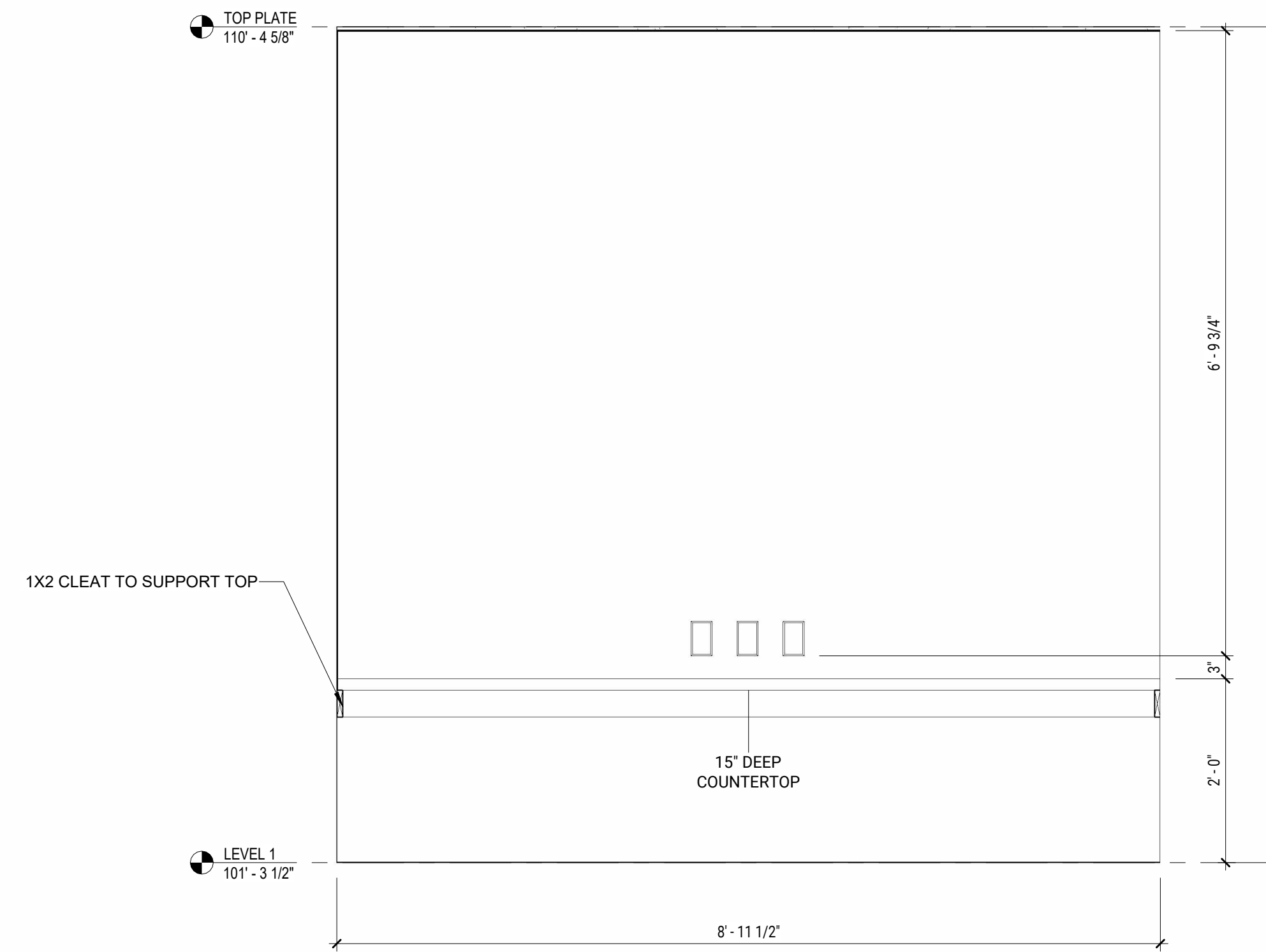
****NOTE: ALL DIMENSIONS ON ENLARGED PLANS AND INTERIOR ELEVATIONS ARE TAKEN FROM FINISHED FACE OF WALLS**

All drawings, designs, and concepts on this sheet are the sole property of NEON Architecture and shall not be used for any purpose without their expressed written consent. The Owner shall be permitted to retain their own copies for information and reference.

NOTES



1 LIVING PLAN
SCALE: 3/4" = 1'-0"



2 LIVING ELEVATION
SCALE: 3/4" = 1'-0"

PROJECT

34TH ST BUNGALOW

3428 E 34th St
INDIANAPOLIS, IN 46218

PROJECT NO.	2023.04
DATE	09/01/2023
ISSUE FOR	CONSTRUCTION

REVISIONS

NO.	DATE	DESCRIPTION

SHEET TITLE

ENLARGED PLANS &
INTERIOR ELEVATIONS

SHEET NO.

A502

****NOTE: ALL DIMENSIONS ON ENLARGED PLANS AND INTERIOR ELEVATIONS ARE TAKEN FROM FINISHED FACE OF WALLS**

All drawings, designs, and concepts on this sheet are the sole property of NEON Architecture and shall not be used for any purpose without their expressed written consent. The Owner shall be permitted to retain their own copies for information and reference.

NOTES

PROJECT

34TH ST BUNGALOW

3428 E 34th St
INDIANAPOLIS, IN 46218

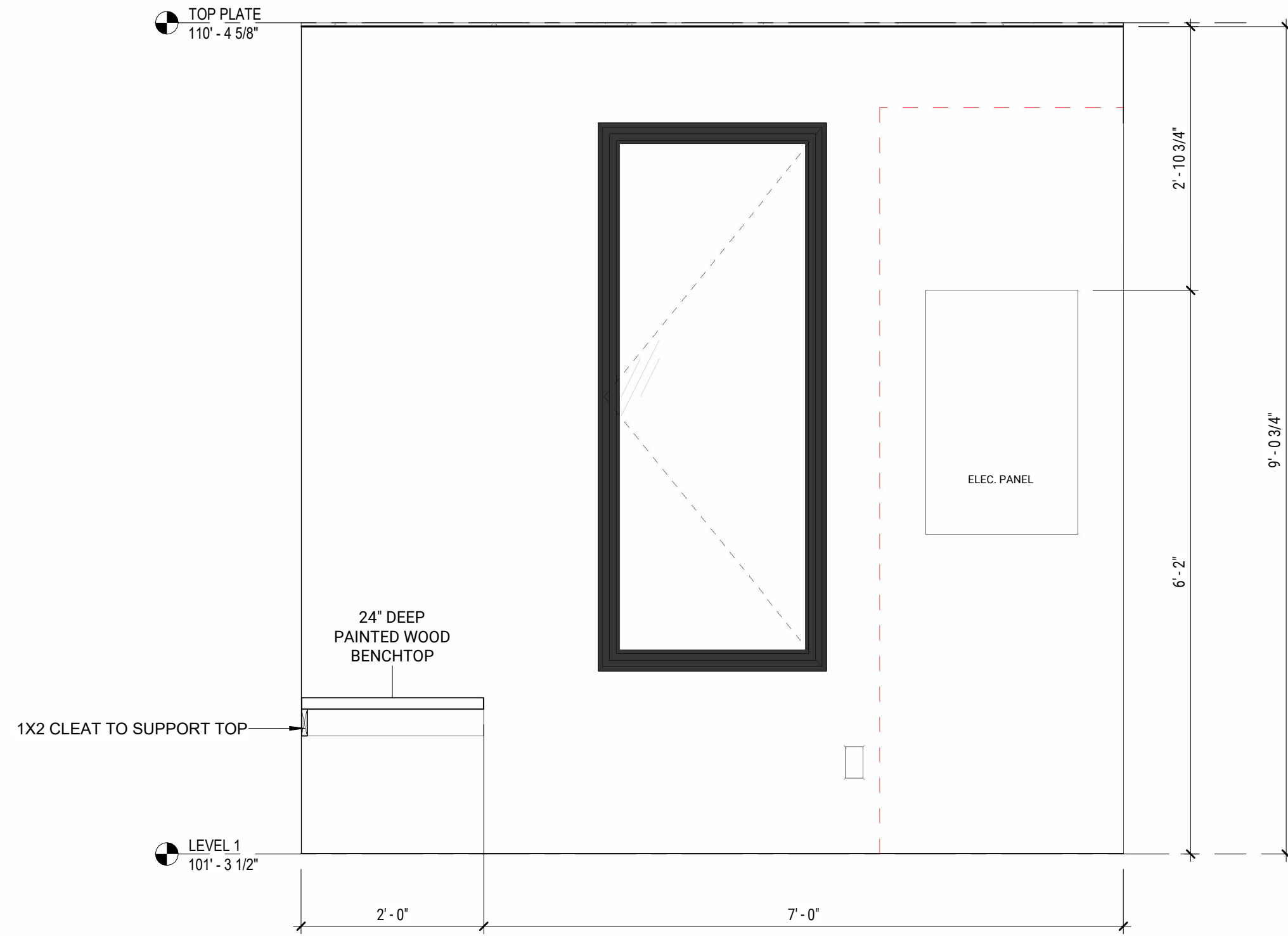
PROJECT NO.	2023.04
DATE	09/01/2023
ISSUE FOR	CONSTRUCTION

REVISIONS

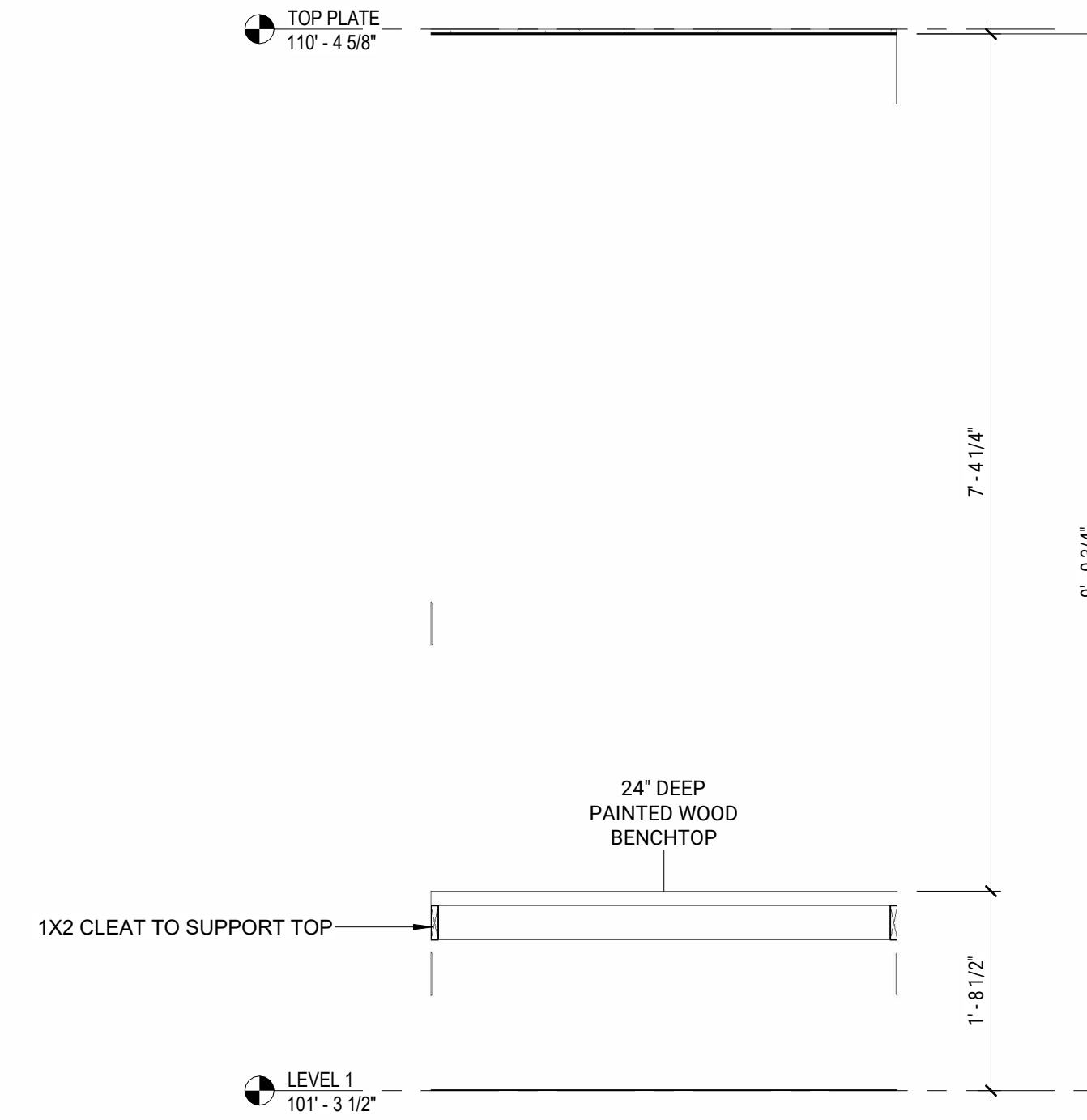
NO.	DATE	DESCRIPTION
-----	------	-------------

SHEET TITLE
ENLARGED PLANS &
INTERIOR ELEVATIONS

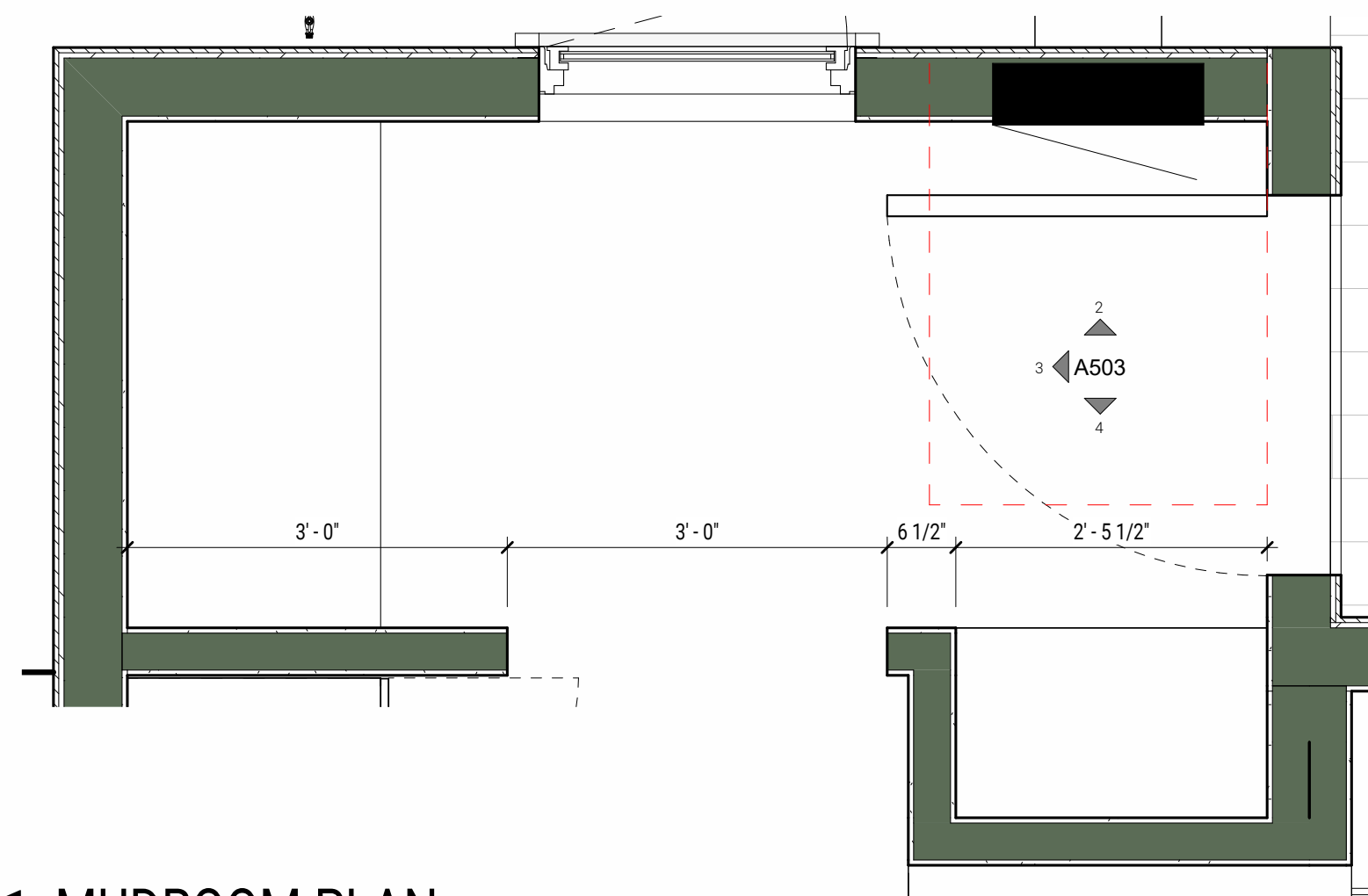
SHEET NO.
A503



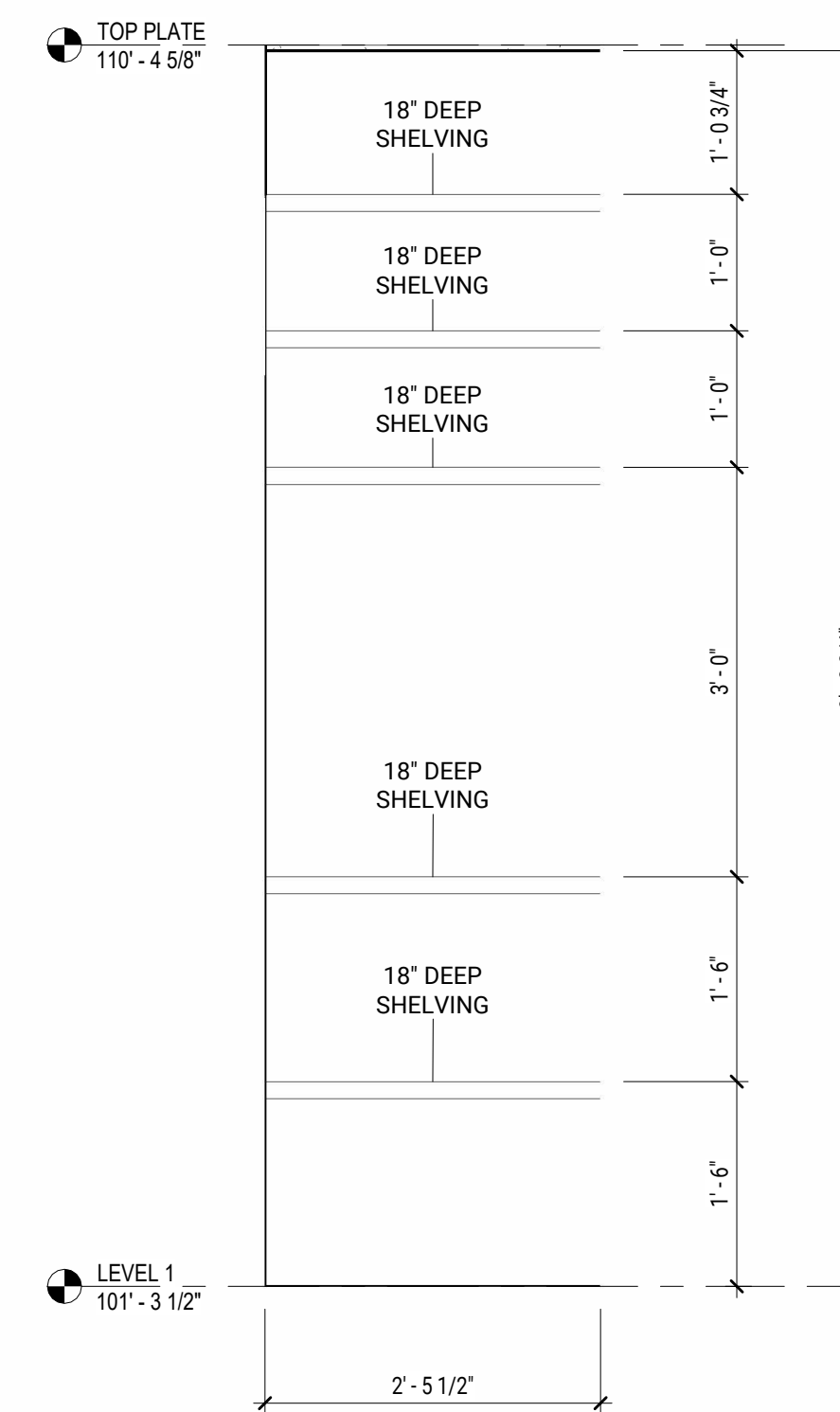
2 MUD PANEL ELEVATION
SCALE: 3/4" = 1'-0"



3 MUD BENCH ELEVATION
SCALE: 3/4" = 1'-0"



1 MUDROOM PLAN
SCALE: 3/4" = 1'-0"



4 MUD SHELVES ELEVATION
SCALE: 3/4" = 1'-0"

9/1/2023 5:04:08 PM

All drawings, designs, and concepts on this sheet are the sole property of NEON Architecture and shall not be used for any purpose without their expressed written consent. The Owner shall be permitted to retain their own copies for information and reference.

NOTES

PROJECT

34TH ST BUNGALOW

3428 E 34th St
INDIANAPOLIS, IN 46218

PROJECT NO. 2023.04
DATE 09/01/2023
ISSUE FOR CONSTRUCTION

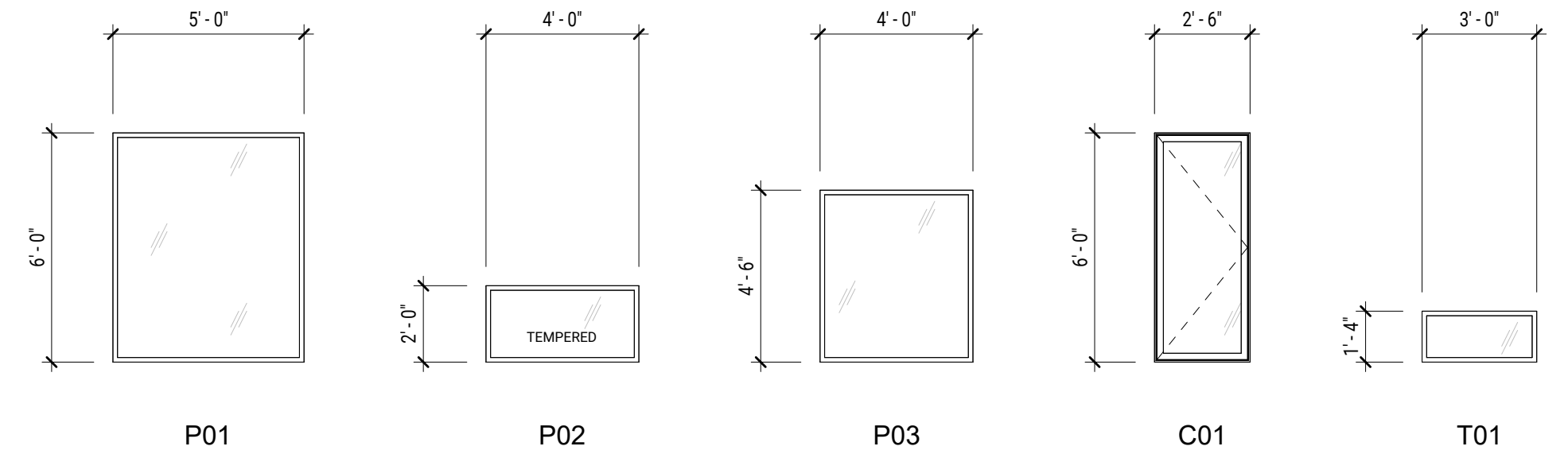
REVISIONS
NO. DATE DESCRIPTION

SHEET TITLE
FRAME ELEVATIONS,
SCHEDULES & DETAILS

SHEET NO.

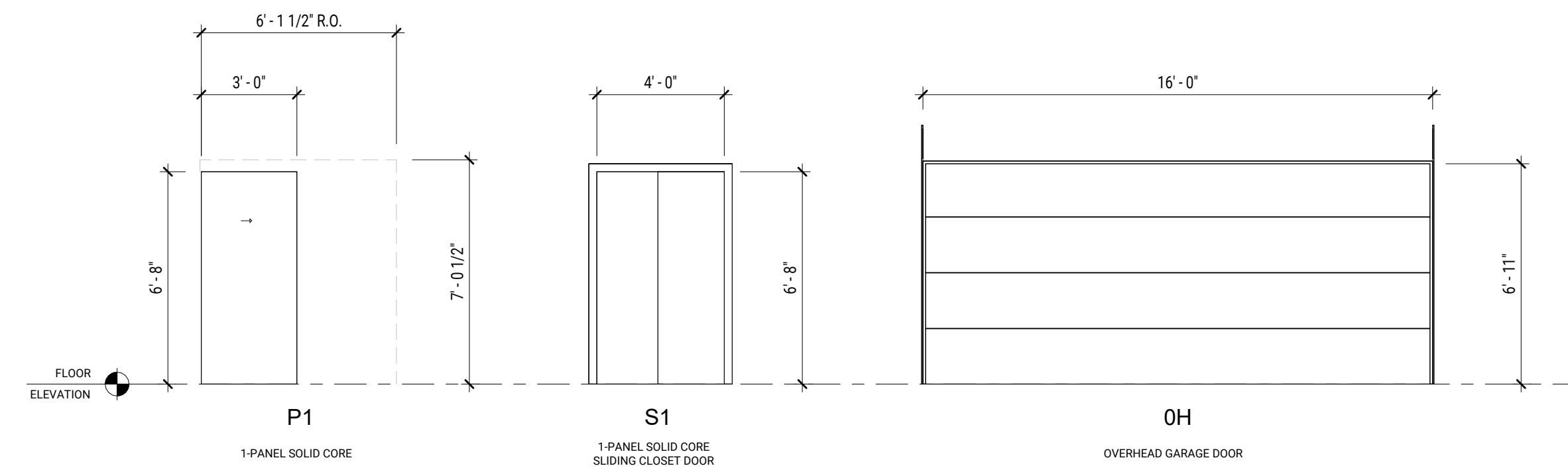
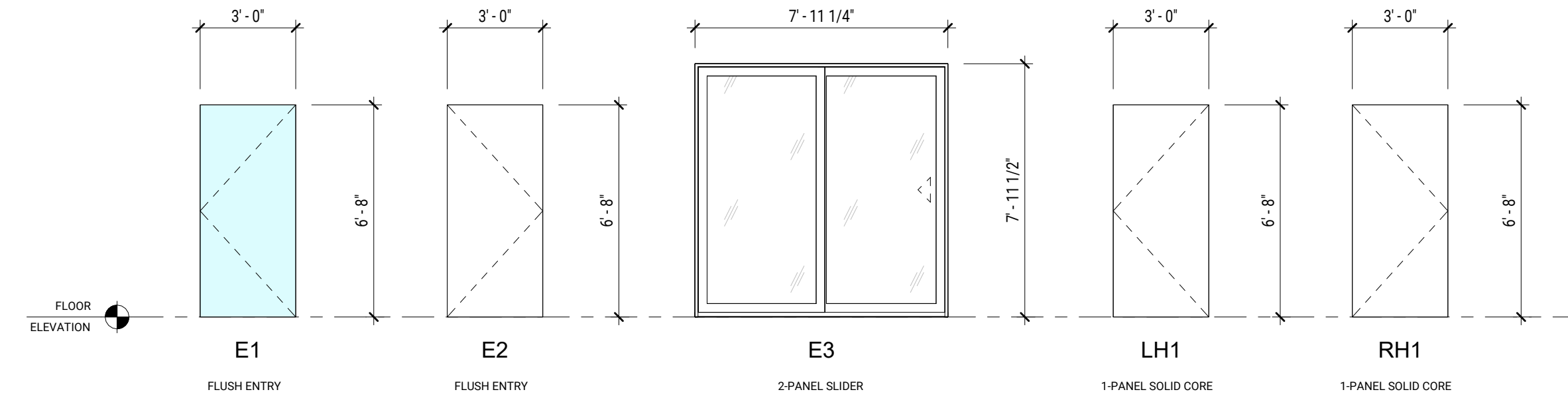
A600

WINDOW SCHEDULE										
Mark	Count	Width	Height	Rough Width	Rough Height	Manufacturer	Operation	Exterior Color	Interior Color	Header
C01	5	2'-6"	6'-0"	2'-6 1/2"	6'-0 1/2"	ANDERSEN 100	CASEMENT	WHITE	WHITE	(2) 2x8
P01	3	5'-0"	6'-0"	5'-0 1/2"	6'-0 1/2"	ANDERSEN 100	FIXED	WHITE	WHITE	(2) 2x8
P02	1	4'-0"	2'-0"	4'-0 1/2"	2'-0 1/2"	ANDERSEN 100	FIXED	WHITE	WHITE	(2) 2x8
P03	1	4'-0"	4'-6"	4'-0 1/2"	4'-6 1/2"	ANDERSEN 100	FIXED	WHITE	WHITE	(2) 2x8
T01	3	3'-0"	1'-4"	3'-0 1/2"	1'-4 1/2"	ANDERSEN 100	FIXED	WHITE	WHITE	(2) 2x8



WINDOW LEGEND
1/4" = 1'-0"

DOOR SCHEDULE										
Mark	Count	Width	Height	Rough Width	Rough Height	Type	Exterior Finish	Interior Finish	Hardware	Header
E1	2	3'-0"	6'-8"	3'-2"	6'-10 1/2"	FIBERGLASS FLUSH ENTRY	PAINTED	PAINTED	PRIVACY LEVER & DEADBOLT	(2) 2x10
E2	1	3'-0"	6'-8"	3'-2"	6'-10 1/2"	FIBERGLASS FLUSH ENTRY	PAINTED	PAINTED	PRIVACY LEVER & DEADBOLT	(2) 2x10
LH1	2	3'-0"	6'-8"	3'-2"	6'-10 1/2"	1-PANEL SOLID CORE SWING	PAINTED	PAINTED	PRIVACY LEVER	-
P1	1	3'-0"	6'-8"	3'-2"	6'-10 1/2"	1-PANEL SOLID CORE POCKET	PAINTED	PAINTED	PASSAGE POCKET	-
RH1	1	3'-0"	6'-8"	3'-2"	6'-10 1/2"	1-PANEL SOLID CORE SWING	PAINTED	PAINTED	PRIVACY LEVER	-
S1	3	4'-0"	6'-8"	4'-2"	6'-10 1/2"	1-PANEL SOLID CORE SLIDING CLOSET	PAINTED	PAINTED	N/A	-
E3	1	7'-11 1/4"	7'-11 1/2"	8'-0"	8'-0"	ANDERSEN 100 PATIO DOOR	WHITE	WHITE	WHITE MANUFACTURER HARDWARE	(2) 2x10
OH	1	16'-0"	7'-0"	16'-0"	7'-0"	FLUSH PANEL OVERHEAD GARAGE DOOR	WHITE	WHITE	N/A	(2) 1-3/4" X 11-7/8" LVL



DOOR LEGEND
1/4" = 1'-0"

SPECIALTY EQUIPMENT SCHEDULE				
Room	Type Mark	Product Name	Model	Finish
BATH	TOWEL BAR	KOHLER SETRA 24" TOWEL BAR, MOUNTING HEIGHT @ 48 IN.	#K-R26691-BN	VIBRANT BRUSHED NICKEL
BATH	TP HOLDER	KOHLER SETRA TOILET PAPER HOLDER, MOUNTING HEIGHT @ 26 IN.	#K-R26693-BN	VIBRANT BRUSHED NICKEL
BATH	TOWEL HOOK	KOHLER SETRA TOWEL HOOK, MOUNTING HEIGHT @ 52 IN.	#K-R26695-BN	VIBRANT BRUSHED NICKEL
BATH: 3	24" FRIDGE	FRIGIDAIRE 11.6 CU.FT. TOP FREEZER REFRIGERATOR	#FFET1222UV	BRUSHED STAINLESS
KITCHEN/DINING	18" DW	FRIGIDAIRE 18" FULL CONTROL BUILT-IN DISHWASHER	#FFBD1831US	BRUSHED STAINLESS
KITCHEN/DINING	24" RANGE	FRIGIDAIRE 24 IN. 1.9 CU. FT. FREESTANDING ELECTRIC RANGE WITH MANUAL CLEAN	#FFE2422US	STAINLESS STEEL
KITCHEN/DINING	24" OVER-THE-RANGE MICROWAVE	FRIGIDAIRE 1.4 CU.FT. OVER-THE-RANGE MICROWAVE	#JMV1422US	STAINLESS STEEL
KITCHEN/DINING	GARBAGE DISPOSAL	GE 1/2" HORSEPOWER GARBAGE DISPOSAL 120 V (4.5 A)	#GREEN05P	STAINLESS STEEL
KITCHEN/DINING: 5	WASH	FRIGIDAIRE 4.1 CU. FT. HIGH EFFICIENCY TOP LOADING WASHING MACHINE	#FFTW4120SW	WHITE
MECH.: 2	DRY	FRIGIDAIRE 6.7 CU. FT. FREE STANDING ELECTRIC DRYER	#FFRE4120SW	WHITE

PLUMBING FIXTURE SCHEDULE				
Room	Type Mark	Product Name	Model	Finish
	HOSE BIB	EVERBILT 3/4" MIP OR 1/2" FIP X 3/4" MHT FORGED BRASS QUARTER TURN HOSE BIB VALVE	#103-054EB	N/A
	HOSE BIB	EVERBILT 3/4" MIP OR 1/2" FIP X 3/4" MHT FORGED BRASS QUARTER TURN HOSE BIB VALVE	#103-054EB	N/A
2	BATH	30X60 TUB	KOHLER ELMBROOK 60"X30.25" SOAKING BATHTUB WITH RIGHT-HAND DRAIN	#K-R23217-RA-0
BATH	ONE-PIECE TOILET	SWISS MADISON, CASCADE II 1-PIECE STANDARD HEIGHT ELONGATED TOILET	#SM-1T275	WHITE
BATH	SINGLE HOLE BATHROOM FAUCET	KOHLER SETRA SINGLE HOLE 2-HANDLE MONOBLOCK BATHROOM FAUCET	#K-R29664-4D-BN	VIBRANT BRUSHED NICKEL
BATH	UNDERMOUNT SINK	KOHLER CAXTON 20-5/16 IN. UNDERMOUNT RECTANGULAR BATHROOM SINK	#K-R20000-0	WHITE
BATH	TUB AND SHOWER FAUCET	KOHLER CURSIVA SINGLE-HANDLE 3-SPRAY TUB AND SHOWER FAUCET	#R26929-4G-BN	VIBRANT BRUSHED NICKEL
BATH: 5	27" SINK	KOHLER CURSIVA 27 IN. SINGLE BOWL UNDERMOUNT KITCHEN SINK	#K-RH28176-1-NA	STAINLESS STEEL
KITCHEN/DINING	KITCHEN FAUCET	KOHLER CRUE SINGLE-HANDLE PULL-DOWN SPRAYER KITCHEN FAUCET	#K-22972-VS	VIBRANT STAINLESS
KITCHEN/DINING: 2	WH	RHEEM PERFORMANCE 40 GAL 4500-WATT MEDIUM ELECTRIC HEATER WITH 6 YEAR WARRANTY AND 240 VOLT CONNECTION	#XE40M06ST4SU1	N/A
MECH.: 1				

ELECTRICAL SWITCH & OUTLET SCHEDULE			
Type Mark	Product Name	Model	Finish
220V	LEVITON 20 AMP 250 V COMMERCIAL GRADE DOUBLE-POLE SINGLE OUTLET	5821-W	WHITE
DATA	LEVITON WHITE 1-GANG DATA JACK WALL PLATE	40144-W	WHITE
GFCI	LEVITON 15 AMP 125 V DUPLEX SMARTEST SELF-TEST TAMPER RESISTANT GFCI OUTLET	GFTR1-W	WHITE
GFI	LEVITON 15 AMP 125 V SMARTLOCK PRO GFCI OUTLET, WEATHER-RESISTANT	GFWR1-W	WHITE
OUTLET TYP.	LEVITON DECORA EDGE 15 AMP 125 V TAMPER-RESISTANT DUPLEX OUTLET	E5325-W	WHITE
S/3-WAY	LEVITON 15 AMP 120 V DECORA ROCKER 3-WAY SWITCH, GROUNDING	5603-2W	WHITE
S/TYP.	LEVITON 15 AMP 120 V DECORA SINGLE-POLE SWITCH, GROUNDING	5601-2W	WHITE
SM	KIDDIE FIREX SMOKE DETECTOR, HARDWIRED W/ 9 VOLT BATTERY BACKUP & FRONT LOAD BATTERY DOOR, SMOKE ALARM	21029886	WHITE

ELECTRICAL EQUIPMENT SCHEDULE			
Type Mark	Product Name	Model	
ELEC. METER	EATON 200 AMP RING TYPE SINGLE METER SOCKET	#UNRRS213BEUSE	
ELEC. PANEL	EATON 200 AMP 40-CIRCUIT INDOOR MAIN LUG PLUG-ON NEUTRAL LOAD CENTER	#BRP20L200	

ROOM FINISH SCHEDULE							
Name	Area	Base Finish	Floor Finish	Wall Finish	Ceiling Finish	Casework Finish	Countertops
BATH	52 SF	1/2" x 3-1/4" TRIM, PAINTED	GBI TILE & STONE INC. GALLERY GREY 12-IN X 24-IN GLAZED PORCELAIN FLOOR TILE	1/2" GYP, PAINTED	1/2" GYP, PAINTED	PAINTED	1-1/2" LAMINATE
BED 1	108 SF	1/2" x 3-1/4" TRIM, PAINTED	STYLE SELECTIONS JUTE OAK 6-MIL X 6-IN W X 48-IN L WATERPROOF INTERLOCKING LUXURY VINYL PLANK (LVP)	1/2" GYP, PAINTED	1/2" GYP, PAINTED	N/A	N/A
BED 2	93 SF	1/2" x 3-1/4" TRIM, PAINTED	STYLE SELECTIONS JUTE OAK 6-MIL X 6-IN W X 48-IN L WATERPROOF INTERLOCKING LUXURY VINYL PLANK (LVP)	1/2" GYP, PAINTED	1/2" GYP, PAINTED	N/A	N/A
ENTRY HALL	96 SF	1/2" x 3-1/4" TRIM, PAINTED	STYLE SELECTIONS JUTE OAK 6-MIL X 6-IN W X 48-IN L WATERPROOF INTERLOCKING LUXURY VINYL PLANK (LVP)	1/2" GYP, PAINTED	1/2" GYP, PAINTED	PAINTED	N/A
KITCHEN/DINING	146 SF	1/2" x 3-1/4" TRIM, PAINTED	STYLE SELECTIONS JUTE OAK 6-MIL X 6-IN W X 48-IN L WATERPROOF INTERLOCKING LUXURY VINYL PLANK (LVP)	1/2" GYP, PAINTED	1/2" GYP, PAINTED	PAINTED	1-1/2" LAMINATE
LIVING	218 SF	1/2" x 3-1/4" TRIM, PAINTED	STYLE SELECTIONS JUTE OAK 6-MIL X 6-IN W X 48-IN L WATERPROOF INTERLOCKING LUXURY VINYL PLANK (LVP)	1/2" GYP, PAINTED	1/2" GYP, PAINTED	N/A	1-1/2" LAMINATE
MECH.	49 SF	1/2" x 3-1/4" TRIM, PAINTED	STYLE SELECTIONS JUTE OAK 6-MIL X 6-IN W X 48-IN L WATERPROOF INTERLOCKING LUXURY VINYL PLANK (LVP)	1/2" GYP, PAINTED	1/2" GYP, PAINTED	N/A	N/A
MUD ROOM	40 SF	1/2" x 3-1/4" TRIM, PAINTED	STYLE SELECTIONS JUTE OAK 6-MIL X 6-IN W X 48-IN L WATERPROOF INTERLOCKING LUXURY VINYL PLANK (LVP)	1/2" GYP, PAINTED	1/2" GYP, PAINTED	PAINTED	PAINTED WOOD

WALL MATERIAL TAKEOFF	
Material: Name	Material: Area
2" XPS Rigid Insulation	378 SF
2x4 Wood Stud Wall	2166 SF
2x6 Wood Stud Wall	1425 SF
Fiber Cement Lap Siding, 4" Exposure	2188 SF
Fiber Cement Lap Siding, 6" Exposure	324 SF
Fiber Cement Panel Siding, blue	52 SF
Foundation Water Proofing	610 SF
Gypsum - Wall Board 1/2"	2767 SF
Gypsum Wall Board 1/2"	1339 SF
House Wrap	2321 SF
Masonry - CMU - 8"	610 SF
Plywood Wall Sheathing 1/2"	2320 SF
Sheathing - Plywood - 3/4"	5 SF
Grand total: 241	16504 SF

ROOF MATERIAL TAKEOFF	
Material: Name	Material: Area
Asphalt Shingle	2078 SF
Plywood Wall Sheathing 1/2"	2078 SF
Roofing - Asphalt Shingle	2078 SF
Siding - Trim	10 SF
Structure - Wood Joist/Rafter Layer, Batt Insulation	2078 SF